



义务教育教科书

英语

(一年级起点)

二年级
上册



人民教育出版社

Copyright © 2013 by People's Education Press Ltd. and Lingo Learning Inc.
No part of this publication may be reproduced or transmitted in any form or by any means,
without permission in writing from the publisher.

版权所有，未经出版社书面同意，任何人不得以任何形式或方式复制或转换本作品的任何部分。

主 编：吴 欣 Larry Swartz Beth Levy
副 主 编：陶明天 闫赤兵

主要编写人员：陈卫卫 张鲁静 马淑英 张海翔 刘 莹 蒋东伟 卜 菁
Bill Mayes Chris Andersen

责任编辑：马 茜
美术编辑：李宏庆

封面设计：吕 旻 李宏庆
版式设计：李宏庆 张 静
插 图：李思东工作室

捷思课堂

学习资料 | 升学信息 | 教育心得

义务教育教科书
英 语
(一年级起点)
二年级 上册

扫码关注获取更多学习资料



(中 国) 人民教育出版社 课程教材研究所
英语课程教材研究开发中心 编著
(加拿大) 灵通教育有限公司

人民教育出版社出版发行

网址：[http:// www.pep.com.cn](http://www.pep.com.cn)

北京盛通印刷股份有限公司印装 全国新华书店经销

开本：787毫米×1092毫米 1/16 印张：4 插页：2 字数：85 000

2013年6月第1版 2013年6月第1次印刷

ISBN978-7-107-26362-0 定价：4.75元

著作权所有·请勿擅用本书制作各类出版物·违者必究
如发现印、装质量问题，影响阅读，请与本社出版二科联系调换。
(联系地址：北京市海淀区中关村南大街17号院1号楼 邮编：100081)

绿色印刷 保护环境 爱护健康

亲爱的同学们：

您手中的这本教科书采用绿色印刷标准印制，在它的封底印有“绿色印刷产品”标志。从2013年秋季学期起，北京地区出版并使用的义务教育阶段中小学教科书全部采用绿色印刷。

按照国家有关标准（HJ2503-2011），绿色印刷选用环保型纸张、油墨、胶水等原辅材料，生产过程注重节能减排，印刷产品符合人体健康要求。

让我们携起手来，支持绿色印刷，选择绿色印刷产品，共同关爱环境，一起健康成长！

北京市绿色印刷工程

致同学

亲爱的同学：

你好！欢迎回到“新起点英语”的世界。

在这里，**Andy, Bill, Binbin, Joy, Lily** 和 **Yaoyao** 将继续陪你漫游英语世界，小狗 **Lucky** 和天使 **Angel** 也会时不时带给你许多惊喜。

在这里，你将继续学习英语对话、英语歌曲和英语故事，继续参与英语活动和游戏，并开始学习英语字母在单词词首的发音。在这个过程中，你一定会遇到不少困难，但千万不要害怕，只要努力多听、多说和多练，你一定会取得进步！

经过一年的学习，你是不是发现，歌曲、歌谣、游戏和活动不仅带给你很多快乐，还使你不知不觉地学会了很多英语？是吧！那就继续享受这份快乐吧！

最后，我告诉你一个小窍门：在听、读故事之前，自己先看看故事的图片，根据图片猜猜故事的情节，然后再去听录音或读文字。这能帮助你更快、更好地理解故事。我知道，同学们都喜欢一遍又一遍地听故事。回家后，你就跟着录音一遍又一遍地听吧。对了，别忘了和爸爸妈妈或小伙伴一起分享这些有趣的故事哦。用英文讲故事一定很酷！

好了，现在就让我们一起继续“新起点英语”之旅吧。

编者


2013年5月



Angel



Bill



Andy



Miss Wu



Lily



Joy



Yaoyao



Binbin



Lucky

目 录

Unit 1 My Family ·····	2
Unit 2 Boys and Girls ·····	10
Unit 3 My Friends ·····	18
Revision 1 ·····	26
Unit 4 In the Community ·····	28
Unit 5 In the Park ·····	36
Unit 6 Happy Holidays ·····	44
Revision 2 ·····	52
附录一 歌谣和歌曲·····	54
附录二 单元词汇表·····	57
附录三 总词汇表·····	59


Unit 1 My Family



Who's he?

He is my father.






Who's she?


She is my mother.

Lesson 1

A Look, listen and chant. 🎧




B Role-play and say. 🎧



C Listen and chant again. 🎧

Lesson 2

A Look, listen and repeat.




Who's he?

Who's she?

He is my father.

She is my mother.

B Show and say.



Who's he?


Who's she?

He is my grandfather.

She is my mother.

Lesson 3

A Let's play.



B Listen and repeat.


apple *book* *cat* *door*




Review & Rewards

A Let's review.

B Let's stick.

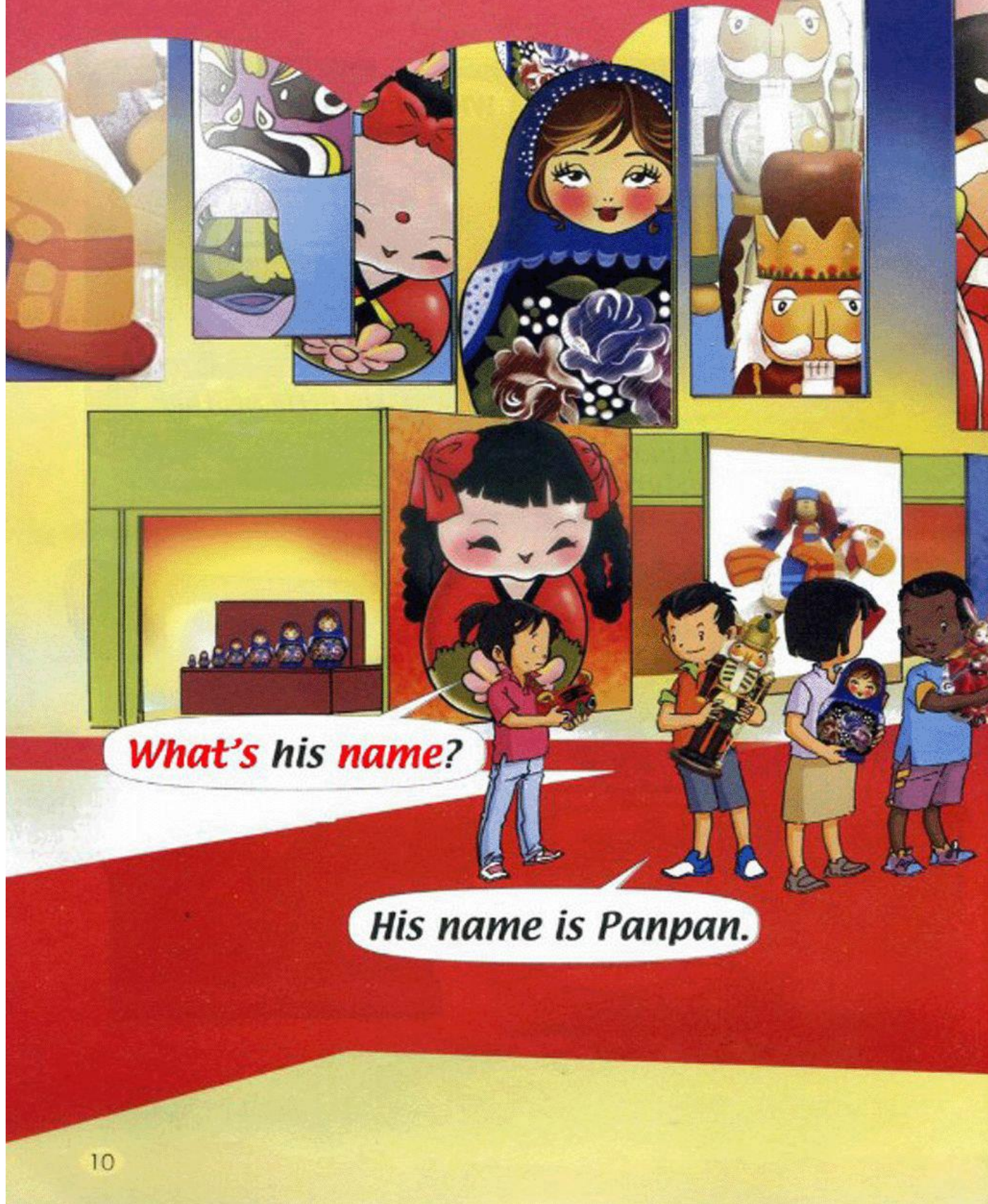


Story Time






Unit 2 Boys and Girls




What's his name?

His name is Panpan.




Lesson 1

A Look, listen and chant. 




B Listen and say. 





C Listen and chant again. 

Lesson 2

A Look, listen and repeat. 




B Choose and say. 



Lesson 3

A Let's play.



B Listen and repeat.


egg fish girl head



Review & Rewards

A Let's review.





B Let's stick.






Story Time





How to Read





Unit 3 My Friends











What does she look like?

She is **pretty**.

Lesson 1

A Look, listen and chant. 




B Let's play. 




C Listen and chant again. 

Lesson 2

A Look, listen and repeat.




B Guess and say.



Lesson 3

A Draw and say.



B Listen and repeat.


ice-cream juice kite light






Review & Rewards





A Let's review.

B Let's stick.




Story Time






Revision 1

A Look, listen and point. 

B Let's say.

C Let's play.




What does he look like?



START




Who's he?




FINISH




What's **his** name?









Unit 4 In the Community





Lesson 1

A Look, listen and chant. 🎧




B Look and say. 🎧

Where is Lily?




She is **at** the zoo.




C Listen and chant again. 🎧

Lesson 2

A Look, listen and repeat. 




B Let's play. 




Lesson 3

A Choose and say.

Hi, Yaoyao.
Where are you going?



I want a **book**.
I'm going to
the **bookshop**.



B Listen and repeat.





monkey nose orange park







Review & Rewards

A Let's review.


B Let's stick.




Story Time



No. We **just** stay at home.




Happy birthday!




I'm happy at home **with** my friends!



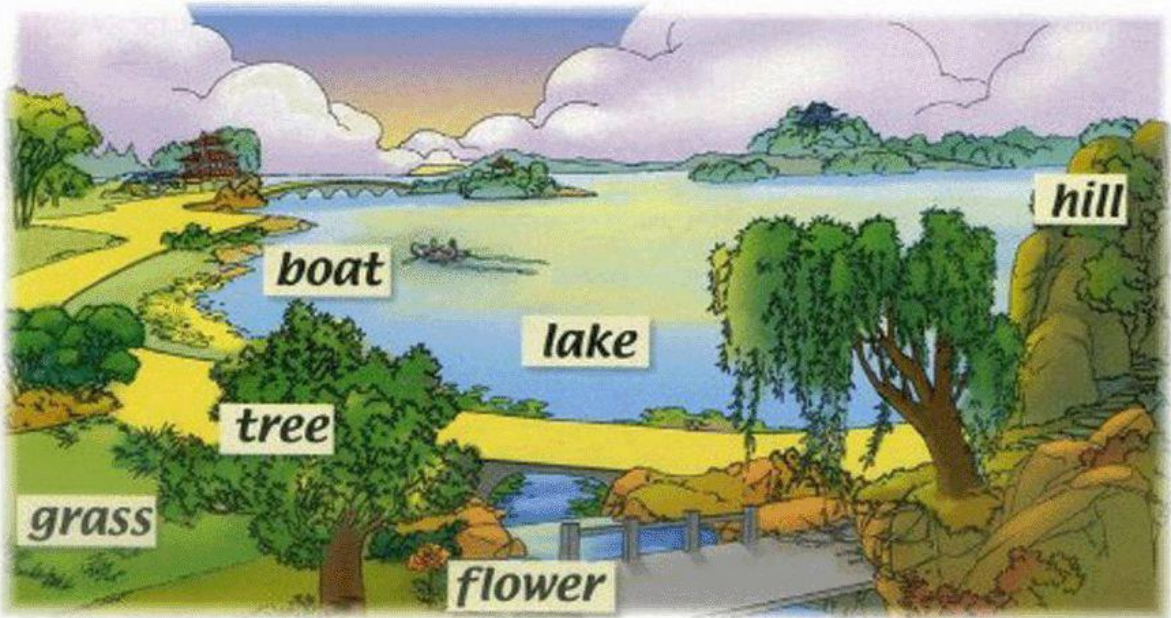
Unit 5 In the Park





Lesson 1

A Look, listen and chant. 



B Act and say. 


What's this? It's ...



C Listen and chant again. 

Lesson 2

A Look, listen and repeat. 🎧



B Look, point and say. 🎧






Lesson 3

A Look and say.


There is a **ruler**
on the **desk**.

There are pencils
in the **schoolbag**.



B Listen and repeat.


queen ruler skirt teacher under







Review & Rewards




A Let's review.

B Let's stick.




Story Time





Unit 6 Happy Holidays





Lesson 1

A Look, listen and chant.



Father Christmas

Christmas tree

card **present**

Here is a present for you.

Thank you.

Merry Christmas, Mum!

You too!

B Act and say.



Merry Christmas!

You too!


Here is a present for you.

Thank you.

C Listen and chant again.

Lesson 2

A Look, listen and chant.




B Act and say.



C Listen and chant again.


Lesson 3

A Act and say.



B Listen and repeat.

vegetable water box yellow zoo



Review & Rewards



A Let's review.




B Let's stick.

New

Christmas

Story Time







Revision 2

A Look, listen and point. 

B Let's say.



C Let's play.



Where are you going?



START



There is/are ...

FINISH

Here is a present for you.



Happy New Year!

Happy New Year

Here is a **card** for you.



2



Merry Christmas!

附录一 歌谣和歌曲

Unit 1

Lesson 1, A & C

*I'm so happy.
Can you see?
Come and meet my family.
My father, my mother,
My sister, my brother,
Grandfather, grandmother,
And me!*

补充歌曲

*Who is he? Who is she?
They are all my family.
He's my father. She's
my mother.
She's my sister. He's
my brother.
Who is he? Who is she?
They are all my family.*

Unit 2

Lesson 1, A & C

*She is a girl. She is
my classmate.
He is a boy. He is my friend.*

*I like them. They like me,
too.*

*She is a woman. She is
my mother.
He is a man. He is my father.
I love them. They love me,
too.*

补充歌曲

*Look! There's a girl.
What's her name?
Her name's Lily.
She's my friend.
And there's a boy.
What's his name?
His name's Andy.
He's my friend, too.*

Unit 3

Lesson 1, A & C

*He is big and he is tall.
He is handsome, too.
He's a great boy.
I'm great, too.*

*She is short and she is thin.
She is pretty, too.
She's a nice girl.
I'm nice, too.*

补充歌曲

*I have a new classmate.
He's tall and strong.
And he is my friend.
I like my new friend!*

*I have a new classmate.
She's pretty and thin.
And she is my friend.
I like my new friend!*

Unit 4

Lesson 1, A & C

*Bill is in the bookshop.
Lily's at the zoo.
Joy is in the supermarket.
Andy's at school.
Binbin's in the park.
Mike's there, too.
Yaoyao's in the hospital.
Where are you?*

补充歌曲

Where are you going?

*I'm going to the zoo.
I like tigers. I'm going
with you!*

*Where are you going?
I'm going to the park.
I like flowers. I'm going
with you!*

*Where are you going?
I'm going to school.
I like English. I'm going
with you!*

Unit 5

Lesson 1, A & C

*The boy is on a boat.
The boat is on the lake.
The lake is in the park.
They are all in the park!*

*The flower is in the grass.
The grass is under the tree.
The tree is on the hill.
The hill is in the park.
They are all in the park!*

补充歌曲

I am in the park.

*What can I see?
I can see a lake.
I can see a tree.
I can see a hill.
I can see you!
I can see you!*

*You are in the park.
What can you see?
Can you see a flower?
Can you see a boat?
Can you see the grass?
Can you see me?
Can you see me?*

Unit 6

Lesson 1, A & C

*Merry Christmas, little boy!
Here's a card for you.
Thank you. Thank you,
 Father Christmas.
Merry Christmas to you!*

*Merry Christmas, little girl!
Here's a present for you.
Thank you. Thank you,
 Father Christmas.
Merry Christmas to you!*

*Merry Christmas,
 boys and girls!
Here's a Christmas tree
 for you.
Thank you. Thank you,
 Father Christmas.
We all love you!*

Lesson 2, A & C

*Happy New Year,
 my classmate!
Here is a card for you.
Thank you. Thank you,
 my classmate.
Happy New Year to you!*

*Happy New Year, my friend!
Here is a present for you.
Thank you. Thank you,
 my friend.
Happy New Year to you!*

补充歌曲

*We wish you
 a merry Christmas!
We wish you
 a merry Christmas!
We wish you
 a merry Christmas,
 and a happy New Year!*

附录二 单元词汇表

(注: 红色词为本册的重点词汇)

Unit 1

father	父亲; 爸爸 (4)
mother	母亲; 妈妈 (4)
brother	兄; 弟 (4)
sister	姐; 妹 (4)
grandmother	(外) 祖母 (4)
grandfather	(外) 祖父 (4)
who	谁 (5)
he	他 (5)
she	她 (5)

Unit 2

classmate	同班同学 (12)
friend	朋友 (12)
woman	女人 (12)
girl	女孩 (12)
man	男人 (12)
boy	男孩 (12)
look	看; 瞧 (13)
his	他的 (13)
name	名字 (13)
her	她的 (13)
or	还是 (14)

Unit 3

big	大的 (20)
tall	高的 (20)
pretty	漂亮的, 可爱的 (20)
thin	瘦的 (20)
short	矮的 (20)
handsome	漂亮的, 英俊的 (20)
new	新的 (21)
does	(助动词) (21)

Unit 4

bookshop	书店 (30)
zoo	动物园 (30)
school	学校 (30)
supermarket	超市 (30)
park	公园 (30)
hospital	医院 (30)
go	去 (31)
to	向, 朝 (31)

Unit 5

grass	草 (38)
tree	树 (38)

flower 花；花朵 (38)
boat 小船 (38)
lake 湖 (38)
hill 小山 (38)

Unit 6

Christmas 圣诞节 (46)
Father Christmas
圣诞老人 (46)
Christmas tree
圣诞树 (46)
card 贺卡；明信片 (46)

present 礼物 (46)
New Year 新年 (47)
merry 高兴的；
愉快的 (46)
too 也；又 (46)
here 这儿 (46)
for (表示接受某事物或从某
事物中获益的人) (46)
thank 谢谢 (46)
happy 快乐的；
幸福的 (47)

附录三 总词汇表

(注: 红色词为本册的重点词汇)

B

big	大的 (20)
boat	小船 (38)
bookshop	书店 (30)
boy	男孩 (12)
brother	兄; 弟 (4)

C

card	贺卡; 明信片 (46)
Christmas	圣诞节 (46)
Christmas tree	圣诞树 (46)
classmate	同班同学 (12)

D

does	(助动词) (21)
-------------	------------

F

father	父亲; 爸爸 (4)
Father Christmas	圣诞老人 (46)
flower	花; 花朵 (38)
for	(表示接受某事物或从某事物中获益的人) (46)

friend	朋友 (12)
---------------	---------

G

girl	女孩 (12)
go	去 (31)
grandfather	(外) 祖父 (4)
grandmother	(外) 祖母 (4)
grass	草 (38)

H

handsome	漂亮的, 英俊的 (20)
happy	快乐的; 幸福的 (47)
he	他 (5)
her	她的 (13)
here	这儿 (46)
hill	小山 (38)
his	他的 (13)
hospital	医院 (30)

L**lake** 湖 (38)**look** 看; 瞧 (13)**M****man** 男人 (12)**merry** 高兴的;
愉快的 (46)**mother** 母亲; 妈妈 (4)**N****name** 名字 (13)**new** 新的 (21)**New Year** 新年 (47)**O****or** 还是 (14)**P****park** 公园 (30)**present** 礼物 (46)**pretty** 漂亮的,
可爱的 (20)**S****school** 学校 (30)**she** 她 (5)**short** 矮的 (20)**sister** 姐; 妹 (4)**supermarket** 超市 (30)**T****tall** 高的 (20)**thank** 谢谢 (46)**thin** 瘦的 (20)**to** 向, 朝 (31)**too** 也; 又 (46)**tree** 树 (38)**W****who** 谁 (5)**woman** 女人 (12)**Z****zoo** 动物园 (30)



YIWU JIAOYU JIAOKESHU
YINGYU

义务教育教科书

英语

二年级 上册

英

语

(二年级上册)

二年级
上册

ISBN 978-7-107-26362-0



定价：