



义务教育教科书

英语

(一年级起点)

四年级
上册



人民教育出版社



Copyright © 2013 by People's Education Press Ltd. and Lingo Learning Inc.

No part of this publication may be reproduced or transmitted in any form or by any means, without permission in writing from the publisher.

版权共有，未经出版社书面同意，任何人不得以任何形式或方式复制或转换本作品的任何部分。

主 编：吴 欣 Larry Swartz Beth Levy

副 主 编：陶明天 闫赤兵

主要编写人员：陈卫卫 程 燕 卜 菁 王翠红 范 冰 李 静

生 平 Bill Mayes

责任编辑：生 平

美术编辑：李宏庆

封面设计：吕 旻 李宏庆

版式设计：李宏庆 张 静

插 图：李思东工作室

捷思课堂

学习资料 | 升学信息 | 教育心得

扫码关注获取更多学习资料



义务教育教科书

英 语

(一年级起点)

四年级 上册

(中 国) 人民教育出版社 课程教材研究所

英语课程教材研究开发中心 编著

(加拿大) 灵 通 教 育 有 限 公 司

*

人民教育出版社出版发行

网址: <http://www.pep.com.cn>

人民教育出版社印刷厂印装 全国新华书店经销

*

开本: 787毫米×1092毫米 1/16 印张: 6 插页: 字数: 80 000

2014年3月第1版 2014年6月第1次印刷

ISBN 978-7-107-27998-0 定价: 元

著作权所有·请勿擅用本书制作各类出版物·违者必究

如发现印、装质量问题,影响阅读,请与本社出版二科联系调换。

(联系地址: 北京市海淀区中关村南大街17号院1号楼 邮编: 100081)

关注微信公众号“捷思课堂”获取更多学习资料!

致同学

亲爱的同学：

你好！欢迎回到“新起点英语”的世界。

在这里，你除了通过听、说、玩、演、唱等形式享受英语世界的乐趣，还将通过读和写来享受英语世界的乐趣。作为四年级的学生，在阅读方面，你只要能读懂小短文或小故事的大意就可以了；在写的方面，你只要能模仿范例，通过替换关键词写出几句连续的话就可以了。

同时，你将继续学习“自然拼读”魔法。经过三年的学习，你已经能够听懂、会说很多英语单词了，但不一定能认读和拼写这些单词。“自然拼读”魔法能帮你拼出它们的读音、更快地记住它们的写法。同时，“自然拼读”魔法也能帮你更快地记住全新的单词。你储备的单词越多，读、写英文的乐趣就越多。所以，好好学习这个魔法吧。

最后，别忘了这个小窍门：在阅读小短文或小故事之前，先看看它的标题和插图，大致猜测一下它的内容再去阅读，这能帮助你理解得更快、更好。在阅读过程中，如果碰到不认识的单词，可以根据插图和上下文猜猜它的意思；或者用“自然拼读”魔法拼出它的读音，没准你就知道它的意思了。

好了，现在就让我们继续“新起点英语”之旅吧。

编 者
2013年5月



Angel



Bill



Andy



Miss Wu



Lily



Joy



Yaoyao



Binbin



Lucky

目 录

Unit 1 Sports and Games	2
Unit 2 On the Weekend	12
Unit 3 Transportation	22
Revision 1	32
Unit 4 Asking for Help	38
Unit 5 Safety	48
Unit 6 Jobs	58
Revision 2	68
附录一 歌曲	74
附录二 自我评价表	76
附录三 单元词汇表	79
附录四 总词汇表	82

Unit 1 Sports and Games





*Sue, do you often
play basketball?*

No, I don't.

Lesson 1

A Look, listen and repeat. 



running



basketball



roller skating



jumping rope



ping-pong

B Let's talk. 

Do you like running?

Yes, I do. I also like ping-pong.
What about you, Andy?



I like basketball.
It's **interesting**.


C Let's write.

What sports do you like?

I like . I also like .

Lesson 2

A Look, listen and repeat.



Andy: **Do you often play basketball?**

Mike: **Yes, I do.**

Andy: **Are you good at it?**

Mike: **Yes, I am.** Sue, do you often play basketball?

Sue: No, I don't. I often play ping-pong.

B Let's talk.

play basketball
play ping-pong
play ...

go roller skating
go swimming
go ...

Do you often play basketball?

Are you good at it?

Yes, I do. I often play basketball with my friends.

Yes, I am. What about you?



C Let's write.

Do you often go running?

Are you good at it?

Lesson 3

A Read and match.



All my friends like sports. Yaoyao is good at roller skating. Joy is good at jumping rope. Mike often plays basketball after school. He is good at it. Binbin often plays ping-pong with his father. They are both good at it. What about me? I often run from home to school, because I often get up late. I am good at running.



B Read again and write.



I am Binbin.

I often _____. I am good at it.

I am Yaoyao.

I often _____. I am good at it.



I am _____.

I often _____. I am _____.

Let's Spell

A Listen, point and repeat.



fork



corn



horse



port



fort



lord

B Listen and circle.

fork corn

horse port

lord fort

C Listen and write.


1. There is a _____ near the _____.



2. There is a _____ in the _____.

D Listen and repeat.

The lord lives in a fort.
The lord lives with his horse.
The horse eats corn.
The lord eats pork.
He eats his pork with a fork.




Let's Check

A Look, listen and tick. 



B Read and write.



I am May. My friends and I all like sports. This is Sisi. She often goes roller skating. This is Sam. He likes running. That is Yu Liang. He likes basketball. He wants to be like Yao Ming. I don't like basketball. I like ping-pong. Look, Lucky is jumping rope. He is good at jumping.

C Self-assessment.

Fun Time

A Good to know.

Many American children like baseball. They can throw and hit the ball very fast. You need to be strong to play baseball.



English children often play cricket. It is a very slow game. You sometimes need five days to play one game of cricket!



Korean children like taekwondo. They can kick very high. You need to be strong and fast to do taekwondo.



Russian children really like ice hockey. They can skate very fast. You need a cold place to play.



B Let's make.

I Like Sports!



I like swimming very much!
I think swimming is fun.
I often go swimming with my father
in the summer vacation.
I go swimming twice a week.
I am happy!

I Like Sports





I like hiking very much!
I think it's very interesting
because I can see many trees!
I often go hiking with my parents.
I go hiking once a month.

C Let's sing.

Story Time

A Let's read. 







B Put the sentences in order.

- () The children need a ball.
- () The children need a goal.
- () The children need two teams.
- () The children need an excuse.
- () The children need more players.
- () The children need a place to play football.

Unit 2 On the Weekend





Binbin, what do you do on the weekend?

I often go to a drawing club. It's fun.

Lesson 1

A Look, listen and repeat. 



B Let's play. 



C Let's write.

Do you often _____ on the weekend?

Yes, I do.

Lesson 2

A Look, listen and repeat.



Yaoyao: Wow! Binbin, look! That is a big apple!

Binbin: Here you are! Do you often pick fruit on the weekend?

Yaoyao: Yes, I do. **What do you do on the weekend?**

Binbin: **I often go to a drawing club. It's fun.**

B Let's play.

Let's start! I often pick fruit. What do you do on the weekend, Binbin?



I often go to a drawing club. What do you do on the weekend, Lily?

I often visit my grandparents. What do you do on the weekend, Bill?

C Let's write.

What do you do on the weekend?

Lesson 3

A Read and match.

Today is Saturday. Today is a bad day!

I often go to the cinema on Saturday morning. It's always fun. Not today. A man steps on my shoe.

I often go to a drawing club on Saturday afternoon. It's always fun. Not today. A boy gets paint on my shoe.

I often visit my grandparents on Saturday evening. It's always fun. Not today. I step in some dirty water near their house.

What a bad day today! My poor shoes! I hope tomorrow is not so bad.



A



1



B



2



C



3

B Read again and write.

Lily often _____, _____

and _____ on Saturday. What about you?



I often _____ and _____ on the

weekend. I am going to _____ this weekend.



Let's Spell

A Listen, point and repeat.




water



sister



worker



ruler



tiger

dancer

B Listen and circle.

work worker

rule ruler

dine dinner

dance dancer

C Listen and write.



1. My _____ is a _____.



2. There is a _____ in the _____.

D Listen and repeat.

My mother is a teacher.
My father is a worker.
My sister is a dancer.
Me? I am a singer. La la la!



Let's Check

A Look, listen and match.



Tom



Miss Wu



Sue



go fishing

go to the cinema



climb a hill



play computer games



visit my grandparents



go to a dancing club

B Read, circle and write.

Hi,

My name is Tom. I am nine years old. I like computer games and basketball. I also like drawing, so I often go to a drawing club on Sunday. My father often goes fishing on the weekend. My mother often reads books on the weekend.

What do you do on the weekend?

Yours,
Tom

Dear Tom,

I am _____ from China.

I am _____ years old. I often _____ on the weekend.

It is fun. My mother and father often _____

_____ on the weekend.

Yours,

C Self-assessment.

Fun Time

A Good to know.



I often go skiing on the weekend. I am good at skiing, so I can ski very fast. It is fun!



I often go rock climbing with my friends. It often feels scary, but it is very safe.

I often go for a walk on the beach. I also like playing Frisbee there with my parents and swimming in the sea.



I often go to the National Railway Museum with my dad. I like looking at all the trains. I can even drive a train at the museum!



B Let's make.

Things I often do	Things I want to do
<p>1.  I often visit my grandparents</p>	<p>1.  I want to go fishing.</p>
<p>2.  I often go to a drawing club.</p>	<p>2.  I want to ride my bike.</p>


C Let's sing.

Story Time


A Let's read. 🎧




1
Bill likes playing computer games.




2
When Bill's parents pick fruit, Bill plays computer games.




3
When Bill's family visit his grandparents, Bill still plays computer games.



4
When Bill and his father go fishing, he still plays computer games.



5 Oh no! Bill's computer!



6 He can't play computer games, so he tries fishing with his father. It is fun.



7 He can't play computer games, so he talks with his grandparents. That is fun, too.




8 Now Bill often has fun with his parents on the weekend. He doesn't need his computer to have fun.

B Put the sentences in order.

- () When Bill's father fishes, Bill plays computer games.
- () Bill's computer falls into the lake.
- () When Bill's family visit his grandparents, Bill plays computer games.
- () Bill fishes with his father.
- () When Bill's parents pick fruit, Bill plays computer games.
- () Bill talks with his grandparents, and he is happy.



Unit 3 Transportation



How do you usually go to school?

I usually go to school on foot. What about you?

I usually go to school by subway.





Lesson 1

A Look, listen and repeat.



B Let's play.



C Let's write.

I usually go to school _____.

I usually go to the park _____.

Lesson 2

A Look, listen and repeat.



Andy: Hi, Sue!

Sue: Hi, Andy!

Andy: **How do you usually go to school?**

Sue: **I usually go to school on foot.**

My home is near our school. What about you?

Andy: I usually go to school by subway.

B Do a survey and report.

How do you usually go to school?



I usually go to school by school bus.

	by subway	by car	by school bus	by bus	by bike	by ship	
Joy	✓						
Binbin			✓				



*I usually go to school by subway.
Binbin often goes to school ...*

C Let's write.

How do you usually go to school?

Lesson 3

A Read and fill in the blanks.

Fruit Picking

Want to go to the Fruit Garden to pick apples?
Time: 8:00 am Saturday
Meeting Place: School gate
Transportation: By school bus
Let's have fun!



New Film

The Earth in 2055 is on at Snow Theatre.
Time: 2:00 pm Saturday
Meeting Place: School playground
Transportation: By subway
Come and enjoy the new film!

What do you do on the weekend, Joy?

Oh, look! A new film is on at Snow Theatre.

Sorry. I want to pick apples on Saturday.



I often go to the cinema.

Oh, yeah! Would you like to go with me?

Joy is going to _____ by _____ on Saturday.

Yaoyao is going to _____ by _____ on Saturday.

B Now make your own poster.

Time: _____

Meeting Place: _____

Transportation: _____

We're waiting for you!

Let's Spell

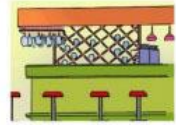
A Listen, point and repeat.



park



car



bar



arm



card



farm

B Listen and circle.

car bar

card park

farm arm

C Listen and write.


1. He is driving a _____ to the _____.



2. I am drawing a _____ on the _____.

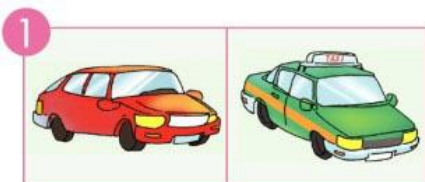
D Listen and repeat.

Let's go to the park.
It isn't very far.
The park is great!
The park is great!
Now, let's start the car.



Let's Check

A Listen and tick.



B Read and write.

I am Jane. I usually go to school on foot. My mum works in a supermarket nearby. She usually goes to work by bike. My dad is not so lucky. He has a long way to go every day. He usually goes to work by car. On rainy days, my dad takes me to school in his car. How do you usually go to school?



Jane usually goes to school _____. Her mum goes to work _____. Her dad goes to work _____. On rainy days, she goes to school _____.

I usually go to school _____.

C Self-assessment.

Fun Time

A Good to know.

Venice has many rivers. People don't travel by car or bike. They travel by gondola.



In the desert, some people travel by camel. Camels can walk a long time in the sun.

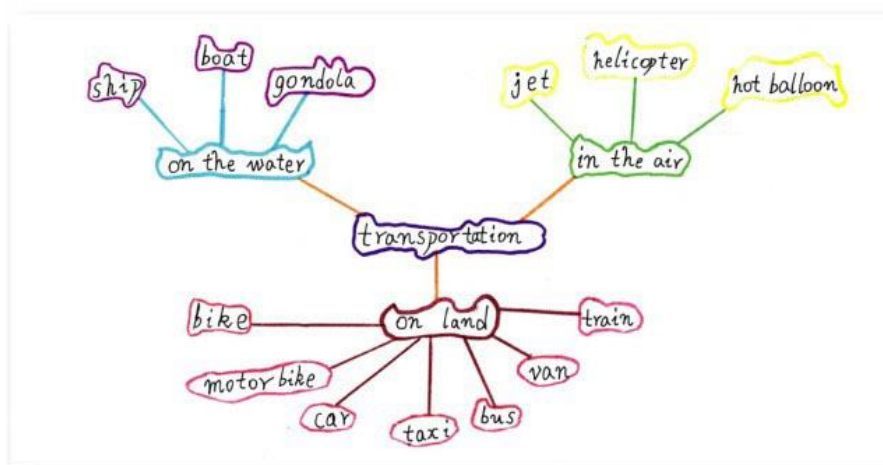


In Thailand, you can travel by elephant. An elephant can carry three or four people.

In very cold places, some people travel by sled. The sled is pulled by dogs. It is cold but fun!




B Let's make.

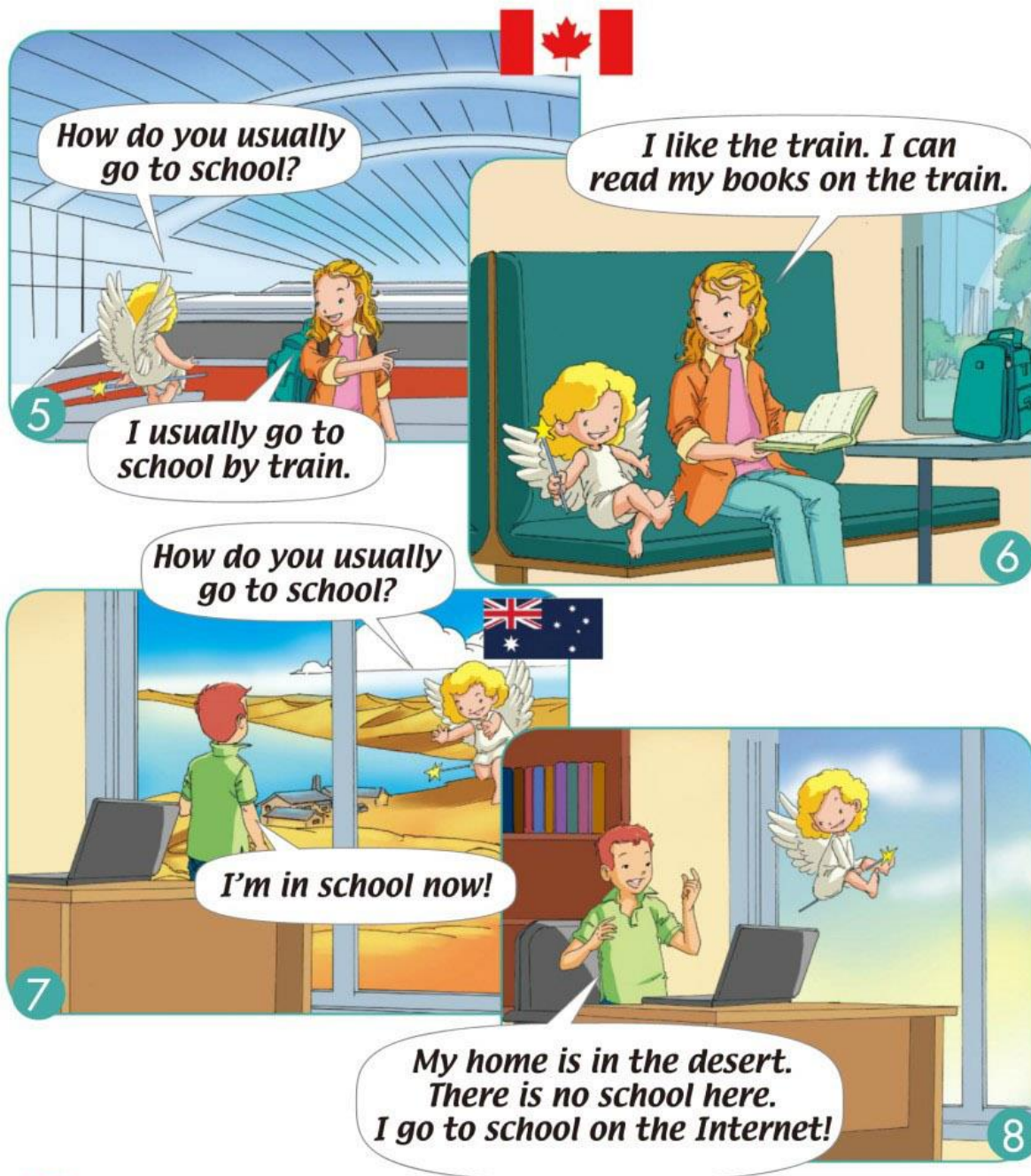


C Let's sing.

Story Time

A Let's read. 





B Match the pictures.



Revision 1

Let's Review

A Look, listen and match. 



go roller skating



Tim



Sally



go to a drawing club



play football



Sue



Tony



jump rope

B Interview your friend.



Questions:

1. Do you like ...?
2. What do you do on the weekend?
3. Are you good at ...?
4. How do you go to ...?
5. _____

My friend's name: _____

Her/His favourite sport: _____

She/He often _____ on the weekend.

She/He is good at _____.

She/He _____ by _____.

Read and write.

Dear pen pal,

My name is Jack. I am from the USA. I am nine years old. I like basketball, and I am good at it. I often play basketball with my friends on the weekend. It is fun. I also like ping-pong, but I can't play it well.

I am going to China with my parents by plane next month. I am happy and excited. I want to make new friends there. I also want to learn to play ping-pong. Can you play ping-pong? Are you good at it?



Yours,
Jack



jump rope



go roller skating



go to the cinema



pick fruit



go fishing



play ping-pong

Dear Jack,

I am _____ from China. I am
_____ years old. I like _____.

It is _____.

I often _____
on the weekend.

I can/can't _____.

Yours,




go running



play football

Let's Spell

A Look, listen and circle.



B Listen and write.



n _ _ th



driv _ _



sh _ _ k



d _ _ k



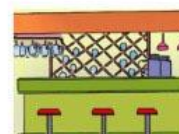
m _ _ ning



flow _ _



p _ _ k



b _ _




f _ _ t



j _ _



c _ _ n

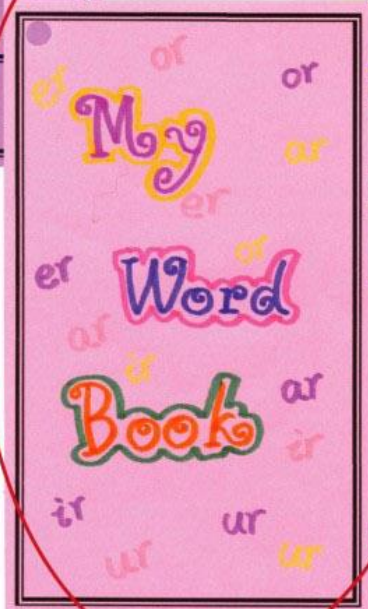
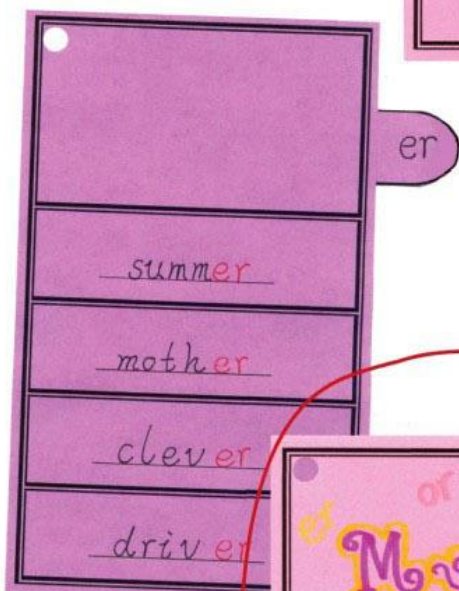
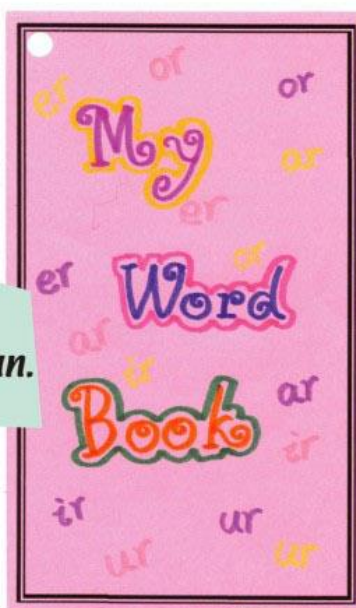


burg _ _

© Let's make a word book.



Copy the words.
Draw pictures if you can.



Put them together like this.
Now you have a word book.



Story Time

A Let's read. 



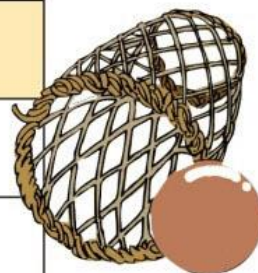
It is the winter of 1891. It's very cold.
The kids can't play outside.





B Fill in the chart.

	<i>basketball in 1891</i>	<i>basketball today</i>
<i>how many players</i>		
<i>run with the ball</i>	<i>can/can't</i>	<i>can/can't</i>



Unit 4 Asking for Help

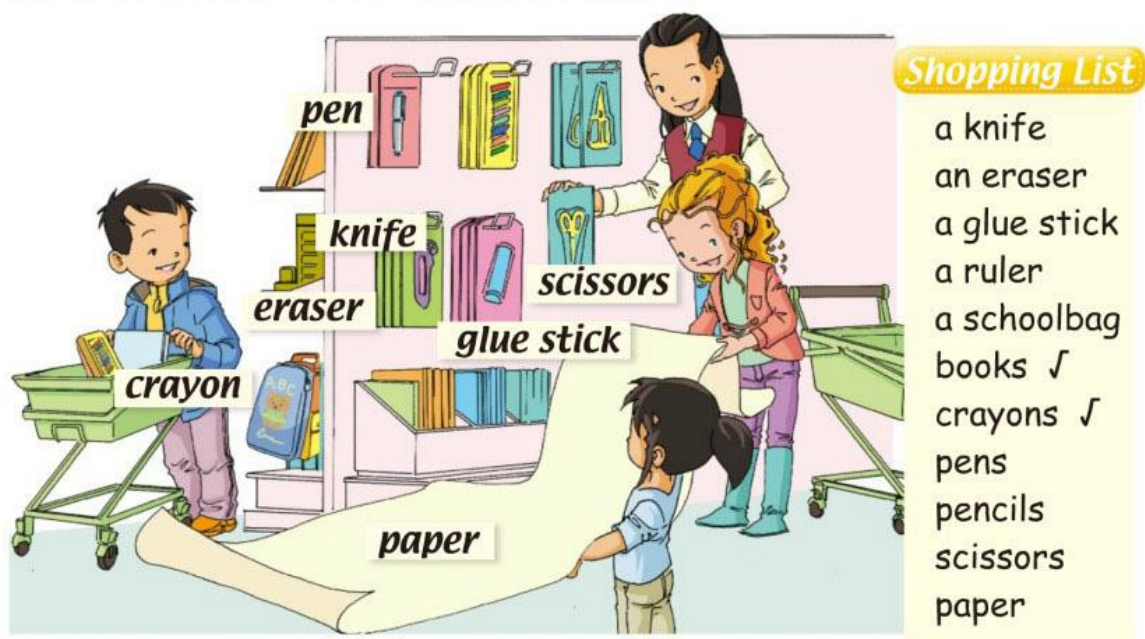
Can I use your pen, Joy?






Lesson 1

A Look, listen and repeat. 🎧



B Let's role-play. 🎧




C Let's write.

Do you have _____? Yes, we do.

Do you have _____? Sorry, we don't.


Lesson 2

A Look, listen and repeat.



Bill: Hi, Andy. **Can I use your glue stick, please?**
 Andy: **Sorry. I'm using it.**
 Bill: That's OK. Hi, Lucky. **Can I use your glue stick?**
 Lucky: **Sure. Here you are.**

B Let's play.












Can I use your schoolbag?

Sorry. I don't have one. Can I use your ruler?

Sure. Here you are. Can I use your knife?

Sure...

C Let's write.

Can I use your scissors, please?

Can I use your glue stick, please?

Lesson 3

A Read and choose.

Steven goes to the park with his father. They have a lot of fun, but now he can't find his father.

He goes to the Information Centre. "Excuse me. Can I use your phone? I can't find my dad."

The man in the centre says, "Sure. Here you are."

He calls his father. His father says, "I'm at the hamburger shop."

Steven thanks the man. Now he can find his dad.



1. What does Steven ask for?



phone



pen

paper

2. Where is Steven's father?



hamburger shop



toy shop

B Let's write.

Steven can't find his dad. How does Steven ask for help?

Steven: Excuse me. I can't find my dad.

_____, please?

Man: Sure. _____.

Let's Spell

A Listen, point and repeat.



girl



bird



circle



skirt



first



sir

B Listen and circle.

girl

sir

first

bird

circle

skirt

C Listen and write.

1. The _____ is playing with a _____.



2. There are many _____ on her _____.

D Listen and repeat.

First, I want a shirt.

Then I want a skirt.

Thank you, sir!

Thank you, sir!

Thanks for the shirt and the skirt.



Let's Check

A Listen and match.



B Read, number and write.



1. A: Can I use your knife, please?
B: Sure. Here you are.
A: Thank you.
B: You're welcome.



2. A: Can I use your pen, please?
B: Sorry. I'm using it.
A: That's OK.



3. A: Can I _____?
B: OK. _____.
A: Thank you.
B: _____.

C Self-assessment.

Fun Time

A Good to know.



Bill: Oh no, Yaoyao! That building is on fire!
Yaoyao: Quick, let's call 119!



Binbin: We are lost. What can we do?
Andy: Don't worry. We can call 110. The police can help us.




Jack: What's the matter, Granny?
Granny: I can't move.
Jack: Mum, please call 120.



Andy: Be careful!
Dad: Oh no! I hit that car!
Andy: We should call 122. The police will come and check.


B Let's make.



C Let's sing.


Story Time

A Let's read. 



Mary and her mother are flying over the mountains in a small plane.

Suddenly there is a loud noise. The plane has a problem! It crashes.




Mary's mother is hurt. She says, "Mary, I can't move. We need help."

Mary has a good idea. She writes SOS with her feet in the snow.



A plane flies over the mountains. The pilot sees the SOS and calls for help.


Finally, a helicopter rescues Mary and her mother. They are safe.



B Put the sentences in order.

- () Mary's mother is hurt.
- () The plane crashes.
- () Mary and her mother are flying in a small plane.
- () Mary writes SOS with her feet in the snow.
- () A helicopter comes to rescue them.
- () Another pilot sees the SOS and calls for help.

Unit 5 Safety





Lesson 1

A Look, listen and repeat. 



B Look and say. 

Be careful! Don't run down the stairs. It's dangerous!



C Let's write.

Be careful! Don't _____.

Don't climb on the _____ ledge. It's dangerous!

Lesson 2

A Look, listen and repeat.



Father: **Be careful! Use the sidewalk.**
 Daughter: OK!



Policeman: **Please wait for the green light. It's safe.**
 Man: OK! Thank you.

B Look, think and role-play.

*Be careful!
 Please wait for
 the green light.
 It's safe.*



OK! Thank you.



x



C Let's write.

Be careful! Use the _____.
Please wait for the _____. It's safe.

Lesson 3

A Read and write.

SAFETY RULES

1. Please use the sidewalk. It's safe.
2. Don't play with fire. It's dangerous.
3. Please wait for the green light.
4. Don't run down the stairs.
5. Don't climb on the window ledge.
6. The light is green. Please go.
7. Don't climb the tree.
8. The light is red. Stop.
9. Don't play football in the street.
10. Please play football in the playground.

Safety Rules for the Street

1

Safety Rules at School

B Let's write safety rules.

_____ the green light.

It's _____.



Don't _____.

It's _____.



Let's Spell

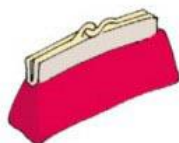
A Listen, point and repeat.



hurt



nurse



purse



purple



turtle



burn

B Listen and circle.

purse nurse

purple turtle

burn hurt

C Listen and write.

1. She is carrying a _____.



2. The _____ is hurt by the _____.

D Listen and repeat.

See the purple turtle.
Put him in my purse.
The turtle is hurt.
The turtle is hurt.
Please take him to the nurse.




Let's Check

A Listen and circle.



B Read, number and write.



There are many people in the street. Two boys are running. A car is coming from behind. It is very dangerous! A girl is riding a bike and talking on the phone. It is not safe. A young man is waiting for the green light. That is safe.

Many children are playing in the park. Some are playing football and some are jumping rope. Some boys are swimming in the lake. That is dangerous.

1. Don't run in the street. Please use the sidewalk.

2. _____

3. _____

C Self-assessment.

Fun Time

A Good to know.

Don't throw things out of the window. It's dangerous. You might hurt someone.



Don't cook here. It's dangerous. A small fire can become a big one.

Be careful! Look out for cars. Don't go against the traffic.



Don't open the door for a stranger. It's dangerous.

B Let's make.

It's dangerous! Don't touch it!



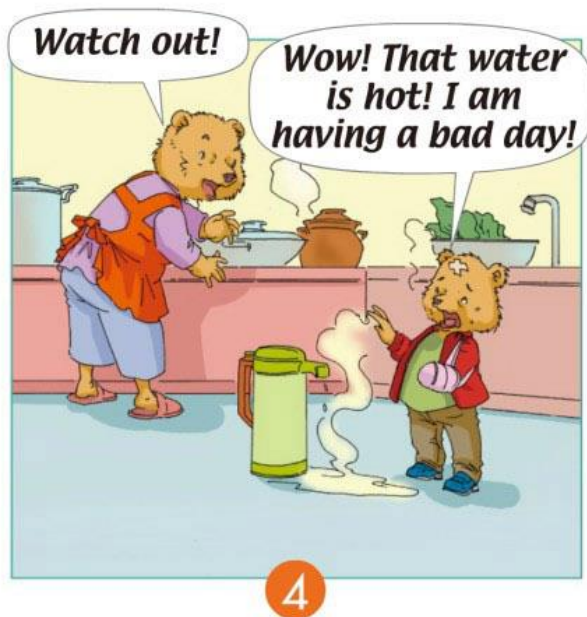


Don't leave toys on the floor.





C Let's sing.

Story Time

A Let's read. 





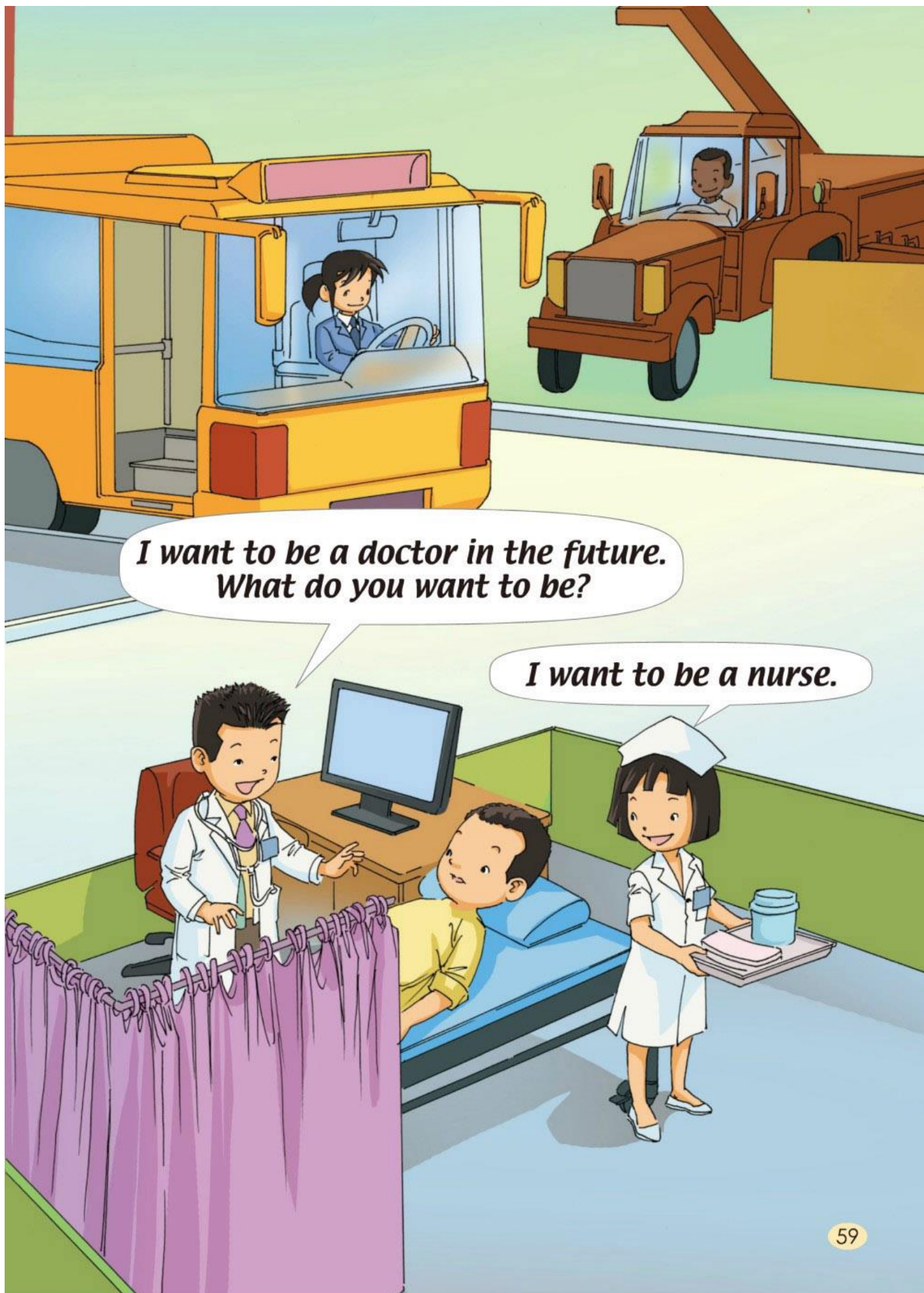
B Answer the question.

Why does Little Bear say
"I am having a bad day"?



Unit 6 Jobs





*I want to be a doctor in the future.
What do you want to be?*

I want to be a nurse.

Lesson 1

A Look, listen and repeat. 



B Let's play. 



C Let's write.

Is she a _____? No, she isn't.
Is she a _____? Yes, she is.

Lesson 2

A Look, listen and repeat.



Binbin: **I want to be a doctor in the future. What do you want to be?**

Yaoyao: **Oh, I want to be a nurse.**

Binbin: **That's great.**

B Do a survey.

What do you want to be in the future?



I want to be a police officer.

name	police officer	nurse	doctor	farmer	worker	bus driver	taxi driver	cook
Joy	✓							

C Let's write.

What do you want to be in the future?

Lesson 3

A Read and match.

I want to do many jobs in the future. On Mondays, I want to be a police officer. That must be a cool job. On Tuesdays, I want to be a doctor. I can help sick people. On Wednesdays and Thursdays, I want to be a teacher. I can teach English. I want to be a farmer on Fridays.

What about my weekends? Oh, I just want to be myself. I want to play from morning to evening. That sounds fun!

He is daydreaming.



Mon

Tue

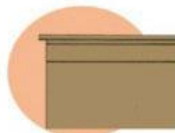
Wed

Thu

Fri

Sat

Sun



B Read again and write.



In the future, Binbin wants to be a _____

on Mondays. He wants to be a _____ on Tuesdays.

He wants to be a _____ on Wednesdays and Thursdays.

He wants to be a _____ on Fridays.

I am _____. I want to be a _____ in the future.

Let's Spell

A Listen, point and repeat. 🎧



arm



horn



driver



turtle



dirt



bar



pork



tiger



fur



bird

B Listen and circle the odd word out. 🎧

bar car warm

bird dirt fort


cart turn burn

farm arm horse

farmer teacher pork

C Listen and write. 🎧

1. A _____ and a _____ are on a farm.



2. My teacher has a _____ on his _____.

D Listen and repeat. 🎧

Purple birds fly in the sky.
Brown turtles swim on by.
A horse stands near a big old tree.
Mother, come to the park with me.



Let's Check

A Listen and number.



taxi driver




doctor



police officer



cook



farmer

B Read and guess.

What do they want to be in the future?

I like toy cars. I have many toy cars. I want to be a _____.

I like trees and flowers. I want to be a _____.



My mother works in a hospital. If you have a cold, she can help you. I want to be like her. I want to be a _____.

I like eating very much. I often cook delicious food at home. I want to be a _____.

C Self-assessment.

Fun Time

A Good to know.

Vet

I love animals. I have many pets at home. I want to be a vet in the future.



Fashion designer

I like pretty clothes. I am good at drawing. I want to be a fashion designer.



Writer

I like reading stories. I have many books in my home. In the future, I want to be a writer.



Hairdresser

I love beautiful hair. I want to help people be beautiful, so I want to be a hairdresser.



B Let's make.

Jobs I want to do

I want to be an artist in the future.



I think it's fun and cool.






C Let's sing.

Story Time

A Let's read. 





B Put the sentences in order.

- () The monkey is happy with his job.
- () The monkey wants to be a taxi driver.
- () The monkey wants to be a football player.
- () The monkey wants to be a singer.
- () The monkey wants to be a fireman.
- () The monkey wants a job.

Revision 2

Let's Review

A Look, listen and choose. 



B Choose and say.



*This is Ann. She likes delicious food.
She is good at cooking.
She wants to be a cook in the future.*

Name: Nancy

Favourite things: animals
and plants

Good at: planting flowers

Wants to be: a farmer



Name: Ann

Favourite things: delicious food

Good at: cooking

Wants to be: a cook



Name: Sam

Favourite things: cars

Good at: driving bumper cars

Wants to be: a driver




Name:

Favourite things:

Good at:

Wants to be:



Read, draw and write.



Don't play with fire! It's dangerous!



Oh, no! Don't climb on the window ledge! It's dangerous.



Don't run down the stairs. Be careful!



Oh, Kitty! Don't climb and play on the light! It's dangerous!




What is the teacher saying to them?



○○○○○○○○○○

Let's Spell

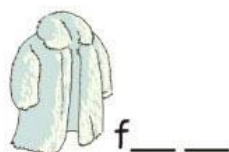

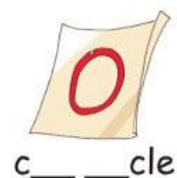
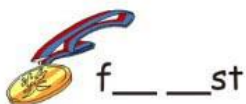
A Look, listen and circle.



short	sport
curly	purple
nurse	turtle
T-shirt	skirt
bird	thirsty

B Listen and write.

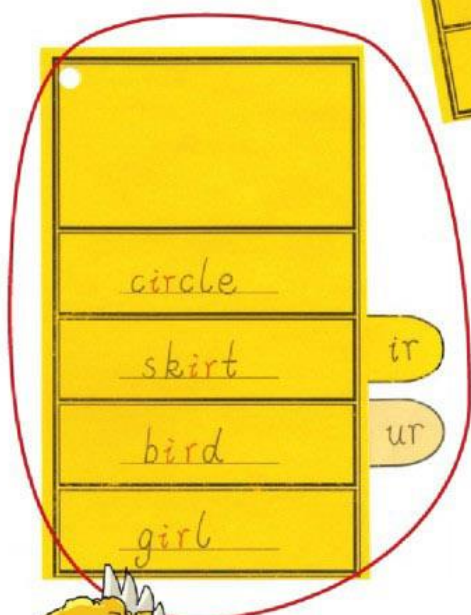
30
th__ty



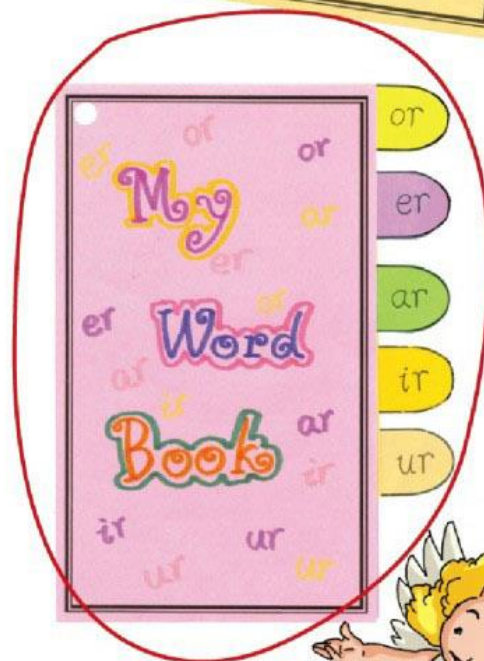
© Let's make a word book.



Copy the words.
Draw pictures if you can.



Put them together
like this. Now you
have a word book.



You now have two word
books. Put them together
to make a big word book.

Story Time

A Let's read. 



1

It is a sunny winter day. Tim is going skating on the lake.

2

Tim puts on his skates. He does not see the sign.



3

Tim skates on the ice. It is fun.



4

*"Help! Help!" Tim shouts.
"Can you help me?"*





5

The dog crawls slowly to Tim. He takes Tim's jacket in his teeth. He pulls him out of the water.

6



Tim cannot get up. The dog barks and barks. Finally a man finds them. He calls 911.

7



The ambulance comes. Tim is safe.

8



The dog is a hero. His picture is in the newspaper.

B Put the sentences in order.

- () Tim falls into the lake.
- () Tim skates on the ice.
- () The ambulance comes.
- () The dog pulls Tim out of the water.
- () Someone hears the dog and comes.
- () The dog barks and barks.

附录一 歌曲

Unit 1

Fun Time, C

Do you often play ping-pong?

Yes, I do. Yes, I do.

Are you good at playing ping-pong?

Yes, I am. Yes, I am.

Do you often go running?

No, I don't. No, I don't.

Are you good at basketball?

No, I'm not. No, I'm not.

Unit 2

Fun Time, C

What do you often do,

Often do, often do?

What do you often do,

On the weekend?

On Saturday, I often play,

Often play, often play.

On Saturday, I often play,

On my computer.

What do you often do,

Often do, often do?

What do you often do,

On the weekend?

On Sunday, I often go,

Often go, often go.

On Sunday, I often go,

To the cinema.

Unit 3

Fun Time, C

How do you go to school?

Oh, how do you go to school?

We usually go by bus.

That's how we go to school.

How do you go to the park?

Oh, how do you go to the park?

*We usually go by bike.
That's how we go to the
park.*

*How do you go to the
shops?*

*Oh, how do you go to the
shops?*

*We usually go by car.
That's how we go to the
shops.*

Unit 4

Fun Time, C

*Can I use your dictionary,
Your dictionary,
Your dictionary?
Can I use your dictionary?
I need to study English.*

*I don't have a dictionary,
A dictionary,
A dictionary.
I don't have a dictionary.
Sorry. I don't have one.*

Unit 5

Fun Time, C

Be careful!

Be careful!

*When you go to school,
Wait for the light.
Use the sidewalk.
Always look left and right.*

Be careful!

Be careful!

*When you go to school,
Wait for the light.
Use the sidewalk.
Follow the safety rules.*

Unit 6

Fun Time, C

*What do you want to be in
the future?
What do you want to be?
I want to be a police
officer,
Or maybe a doctor, or
maybe a cook.*

*What do you want to be
in the future?
What do you want to be?
A cook, a nurse or a bus
driver —
That's what I want to be!*

附录二 自我评价表

Unit 1

1. 我能用英语说出以下体育项目的名称，能认读相应词语，并会默写其中部分词语。



2. 我能用 ***I like ... I often ... I am good at ...*** 介绍自己喜欢或擅长的体育项目。

Unit 2

1. 我能用英语说出以下活动的名称，能认读相应词语，并会默写其中部分词语。



2. 我能用 ***I like ... I often ... My father/mother likes ... He/She often ...*** 介绍自己及家人的周末活动。

Unit 3

1. 我能用英语说出以下交通方式，能认读相应词语，并会默写其中部分词语。



2. 我能在介绍自己的日常活动时用 ***I usually go to ... by ...*** 表达所使用的交通方式。

Unit 4

1. 我能用英语说出以下文具的名称，能认读相应词语，并会默写其中部分词语。



2. 我能用 ***Can I use your ...?*** 向同伴借文具。

Unit 5

我能用英语对看到的不安全行为提出劝阻和建议。



Unit 6

1. 我能用英语说出以下职业的名称，能认读相应词语，并会默写其中部分词语。



2. 我能用 *I like ... I want to be a/an ...* 描述我未来想做的职业。

附录三 单元词汇表

(注: 红色词为每单元的重点词汇; 绿色词为每单元复现的1-4册中出现过的、与本单元话题相关的词汇)

Unit 1

running 跑步 (4)

basketball 篮球 (4)

roller skating 滑旱冰 (4)

jumping rope 跳绳 (4)

ping-pong 乒乓球 (4)

What about ...?

.....怎么样? (4)

interesting 有趣的 (4)

often 经常 (5)

be good at 擅长 (5)

late 晚 (6)

swim 游泳

friend 朋友

father 父亲

get up 起床

Unit 2

visit one's grandparents

看望 (外) 祖父母 (14)

go to a drawing club

去绘画俱乐部 (14)

climb a hill 爬山 (14)

pick fruit 采摘水果 (14)

play computer games

玩电脑游戏 (14)

go fishing 钓鱼 (14)

go to the cinema

看电影 (14)

on the weekend

在周末 (15)

fun 有趣的 (15)

always 总是 (16)

step 踏; 踩 (16)

paint 颜料 (16)

evening 傍晚; 黄昏 (16)

dirty 脏的 (16)

their 他们的 (16)

house 房子 (16)

poor 可怜的; 贫穷的 (16)

hope 希望 (16)

so 那么 (16)

Saturday 星期六

near 靠近

day 白天

Unit 3.....

<i>usually</i>	通常 (24)
<i>by bus</i>	乘公交车 (24)
<i>by boat</i>	乘小船 (24)
<i>by ship</i>	乘轮船 (24)
<i>by car</i>	乘小汽车 (24)
<i>by taxi</i>	乘出租车 (24)
<i>by bike</i>	骑自行车 (24)
<i>on foot</i>	步行 (24)
<i>by school bus</i>	乘校车 (24)
<i>by subway</i>	乘地铁 (24)
<i>by plane</i>	乘飞机 (24)
<i>by train</i>	乘火车 (24)
<i>garden</i>	花园 (26)
<i>meeting place</i>	集合地点 (26)
<i>gate</i>	大门 (26)
<i>transportation</i>	交通 (26)
<i>film</i>	电影 (26)
<i>earth</i>	地球; 世界 (26)
<i>snow</i>	雪 (26)
<i>theatre</i>	剧场 (26)
<i>come</i>	来 (26)
<i>enjoy</i>	欣赏 (26)
<i>park</i>	公园
<i>apple</i>	苹果

Unit 4.....

<i>pen</i>	钢笔 (40)
<i>knife</i>	小刀 (40)
<i>eraser</i>	橡皮 (40)
<i>crayon</i>	蜡笔 (40)
<i>scissors</i>	剪刀 (40)
<i>glue stick</i>	胶棒 (40)
<i>paper</i>	纸 (40)
<i>use</i>	使用 (41)
<i>please</i>	请 (41)
<i>find</i>	找到 (42)

Information Centre

咨询中心 (42)

Excuse me.

对不起, 打扰一下。 (42)

<i>phone</i>	电话 (42)
<i>dad</i>	爸爸 (42)
<i>hamburger</i>	汉堡包 (42)
<i>ruler</i>	尺子
<i>pencil</i>	铅笔
<i>schoolbag</i>	书包
<i>shop</i>	商店

Unit 5.....

<i>climb on the window ledge</i>	爬窗台 (50)
<i>dangerous</i>	危险的 (50)
<i>play with fire</i>	玩火 (50)

Be careful! 当心! (50)

run down the stairs 跑下楼梯 (50)

sidewalk 人行道 (51)

wait for 等待 (51)

safe 安全的 (51)

stop 停 (52)

street 街道 (52)

safety rule 安全规则 (52)

green 绿色的

red 红色的

play football 踢足球

myself 我自己 (62)

sound 听起来 (62)

Monday 星期一

Tuesday 星期二

Wednesday 星期三

Thursday 星期四

Friday 星期五

teacher 老师

Unit 6

nurse 护士 (60)

cook 厨师 (60)

doctor 医生 (60)

bus driver 公交司机 (60)

police officer 警官 (60)

taxi driver 出租司机 (60)

farmer 农民 (60)

worker 工人 (60)

in the future 将来 (61)

great 好极了 (61)

job 工作 (62)

sick 有病的 (62)

people 人们 (62)

teach 教 (62)

just 只是 (62)

附录四 总词汇表

(注: 红色词为本册的重点词汇; 绿色词为本册复现的1-4册中出现过的、与本册话题相关的词汇)

A
always 总是 (16)
apple 苹果

B
basketball 篮球 (4)
Be careful! 当心! (50)
be good at 擅长 (5)
bus driver 公交司机 (60)
by bike 骑自行车 (24)
by boat 乘小船 (24)
by bus 乘公交车 (24)
by car 乘小汽车 (24)
by plane 乘飞机 (24)
by school bus 乘校车 (24)
by ship 乘轮船 (24)
by subway 乘地铁 (24)
by taxi 乘出租车 (24)
by train 乘火车 (24)

C
climb a hill 爬山 (14)
climb on the window ledge
 爬窗台 (50)
come 来 (26)

cook 厨师 (60)
crayon 蜡笔 (40)

D
dad 爸爸 (42)
dangerous 危险的 (50)
day 白天
dirty 脏的 (16)
doctor 医生 (60)

E
earth 地球; 世界 (26)
enjoy 欣赏 (26)
eraser 橡皮 (40)
evening 傍晚; 黄昏 (16)
Excuse me.
 对不起, 打扰一下。 (42)

F
farmer 农民 (60)
father 父亲
film 电影 (26)
find 找到 (42)
Friday 星期五
friend 朋友
fun 有趣的 (15)

G

garden 花园 (26)

gate 大门 (26)

get up 起床

glue stick 胶棒 (40)

go fishing 钓鱼 (14)

go to a drawing club
去绘画俱乐部 (14)

go to the cinema
看电影 (14)

great 好极了 (61)

green 绿色的

H

hamburger 汉堡包 (42)

hope 希望 (16)

house 房子 (16)

I

in the future 将来 (61)

Information Centre
咨询中心 (42)

interesting 有趣的 (4)

J

job 工作 (62)

jumping rope 跳绳 (4)

just 只是 (62)

K

knife 小刀 (40)

L

late 晚 (6)

M

meeting place
集合地点 (26)

Monday 星期一

myself 我自己 (62)

N

near 靠近

nurse 护士 (60)

O

often 经常 (5)

on foot 步行 (24)

on the weekend
在周末 (15)

P

paint 颜料 (16)

paper 纸 (40)

park 公园

pen 钢笔 (40)

pencil 铅笔

people 人们 (62)

phone 电话 (42)

pick fruit 采摘水果 (14)

ping-pong 乒乓球 (4)

play computer games
玩电脑游戏 (14)

play football 踢足球
play with fire 玩火 (50)
please 请 (41)
police officer 警官 (60)
poor 可怜的; 贫穷的 (16)

R

red 红色的
roller skating 滑旱冰 (4)
ruler 尺子
run down the stairs
 跑下楼梯 (50)
running 跑步 (4)

S

safe 安全的 (51)
safety rule 安全规则 (52)
Saturday 星期六
schoolbag 书包
scissors 剪刀 (40)
shop 商店
sick 有病的 (62)
sidewalk 人行道 (51)
snow 雪 (26)
so 那么 (16)
sound 听起来 (62)
step 踏; 踩 (16)
stop 停 (52)
street 街道 (52)
swim 游泳

T

taxi driver 出租司机 (60)
teach 教 (62)
teacher 老师
theatre 剧场 (26)
their 他们的 (16)
Thursday 星期四
transportation 交通 (26)
Tuesday 星期二

U

use 使用 (41)
usually 通常 (24)

V

visit one's grandparents
 看望 (外) 祖父母 (14)

W

wait for 等待 (51)
Wednesday 星期三
What about ...?
怎么样? (4)
worker 工人 (60)

后 记

本册教科书是人民教育出版社课程教材研究所英语课程教材研究开发中心依据教育部《义务教育英语课程标准》（2011年版）与加拿大灵通教育有限公司合作编写的，经国家基础教育课程教材专家工作委员会2013年审查通过。北京市海淀区教师进修学校对本册教科书的修订提供了全方位的支持。

本册教科书集中反映了基础教育教科书研究与实验的成果，凝聚了参与课改实验的教育专家、学科专家、教研人员以及一线教师的集体智慧。我们感谢所有对本册教科书的编写、出版提供过帮助与支持的同仁和社会各界朋友，以及整体设计艺术指导吕敬人等。我们还要特别感谢原教科书主要编写人员龚亚夫、马淑英、张海翔、史小鹃、王伟、林平、施文雪、David Booth, 以及Sandra Purchase。马淑英、张海翔、刘莹（北京石油学院附属小学）、王微和刘莹（北京师范大学实验小学）在本册教科书修订过程中也参与了讨论，在此一并表示感谢。

本册教科书出版之前，我们通过多种渠道与教科书选用作品（包括照片、画作）的作者进行了联系，得到了他们的大力支持。对此，我们表示衷心的感谢！但仍有部分作者未能取得联系，恳请入选作品的作者与我们联系，以便支付稿酬。

我们真诚地希望广大教师、学生及家长在使用本册教科书的过程中提出宝贵意见，并将这些意见和建议及时反馈给我们。让我们携起手来，共同完成义务教育教材建设工作！

联系方式

电 话：010-58758866

电子邮箱：jcfk@pep.com.cn

人民教育出版社 课程教材研究所
英语课程教材研究开发中心
2013年5月



YIWU JIAOYU JIAOKESHU
YINGYU

义务教育教科书

英语

四年级 上册

英语
(一年级起点)

四年级 上册

人民教育出版社



绿色印刷产品