



义务教育教科书

# 英语

(三年级起点)

## 四年级

### 下册



Copyright © 2013 by People's Education Press Ltd. and Pan Pacific Educational Press Ltd.  
No part of this publication may be reproduced or transmitted in any form or by any means,  
without permission in writing from the publisher.

版权所有，未经出版社书面同意，任何人不得以任何形式或方式复制或转换本作品的任何部分。

主 编：郝建平 Chailee Dodds  
副主编：李静纯 陈 力

主要编写人员：郝建平 李静纯 Heather Jones  
Chailee Dodds 陈 力 刘 岩 吴悦心

责任编辑：丁连普  
美术编辑：Joyce Lee

封面设计：吕 旻 何安冉  
版式设计：新加坡泛太平洋教育出版有限公司  
插 图：何安冉（封面）Matthew Cole 严 峥

# 捷思课堂

学习资料 | 升学信息 | 教育心得

扫码关注获取更多学习资料



义务教育教科书

英 语

（三年级起点）

四年级 下册

（中 国）人民教育出版社 课程教材研究所 编著  
（新加坡）泛太平洋教育出版有限公司

\*

人民教育出版社出版发行

网址：<http://www.pep.com.cn>

北京新华印刷有限公司印装 全国新华书店经销

\*

开本：787毫米×1097毫米 1/16 印张：6 字数：120 000

2013年10月第1版 2013年11月第1次印刷

ISBN 978-7-107-27388-9 定价：6.15元

著作权所有·请勿擅用本书制作各类出版物·违者必究

如发现印、装质量问题，影响阅读，请与本社出版二科联系调换。

（联系地址：北京市海淀区中关村南大街17号院1号楼 邮编：100081）

绿色印刷 保护环境 爱护健康

亲爱的同学们：

您手中的这本教科书采用绿色印刷标准印制，在它的封底印有“绿色印刷产品”标志。从2013年秋季学期起，北京地区出版并使用的义务教育阶段中小学教科书全部采用绿色印刷。

按照国家有关标准（HJ2503-2011），绿色印刷选用环保型纸张、油墨、胶水等原辅材料，生产过程注重节能减排，印刷产品符合人体健康要求。

让我们携起手来，支持绿色印刷，选择绿色印刷产品，共同关爱环境，一起健康成长！

北京市绿色印刷工程

关注微信公众号“捷思课堂”获取更多学习资料！



# 致同学



亲爱的同学们：

A

你们好！假期结束了，我们又要一起学习英语啦！

翻开这本书，你们熟悉的 Peter, Li Yan, Kate, Yang Ming, Lisa 等老朋友，以及活泼可爱的 Mimi 和滑稽有趣的 Micky 也都回来了。在新的学期里，你们将和大家一起，继续在真实的情景中参与各种有趣的学习活动，体验学习的乐趣，把英语学得更好！

B

在本书的六个单元中，同学们将围绕我的新家、日常活动、学校生活、一周活动安排、快乐周末和集体旅行等话题，学习更为丰富的英语知识，掌握更多的表达技能。另外，你们一定还记得每单元复习课的趣味小故事（Fun story）吧？顽皮的 Micky 又引发了不少逗乐的事儿：Micky 领着 Mimi 参观他的新家，却发现狮子在那儿睡觉；小动物组织捐书活动，结果有一本书找不到了。相信你们会有兴趣寻找其中原因的。每个单元最后，特别为同学们总结归纳了本单元的语言知识小结（Language Focus），为的是帮助大家检查在听说读写和运用语言知识方面是否达到了要求。

本书的两个快乐时光（Fun Time）部分，需要同学们结合听、说、玩、演、唱和真实交流等多种活动，综合复习和运用前面所学的知识，尝试用英语进行交流，合作完成一项综合的项目实践活动（Project）。两个文化桥（Cultural link）栏目介绍了中国的四合院、蒙古包、窑洞和现代住宅以及不同国家小朋友的周末活动。

学会学习十分重要。学英语需要多听、多读、多说、多记、多用。希望大家利用课内外各种机会大胆尝试说英语，不用过分担心犯错。要知道，只有多实践，才能减少失误，进步更快。同学们还要经常与老师和伙伴们分享学习心得，交流学习方法，取长补短。这样，你们的英语就一定会越来越棒的！

C

为帮助同学们更好地学习，我们还准备了活动手册、录音带、单词卡片、多媒体光盘等辅助学习材料，大家可以根据需要在老师和家长的指导下选择使用。

祝愿同学们在新学期的英语学习中发现更多乐趣，取得更大进步！



D

E

编者

2013 年 9 月



# Contents



<b>Unit 1</b>	<b>Welcome to my new home!</b>	<b>2</b>
<b>Unit 2</b>	<b>There are forty students in our class.</b>	<b>14</b>
<b>Unit 3</b>	<b>What subject do you like best?</b>	<b>26</b>
<b>Fun Time 1</b>		<b>38</b>
<b>Unit 4</b>	<b>There are seven days in a week.</b>	<b>44</b>
<b>Unit 5</b>	<b>What will you do this weekend?</b>	<b>56</b>
<b>Unit 6</b>	<b>Would you like to take a trip?</b>	<b>68</b>
<b>Fun Time 2</b>		<b>80</b>
<b>Words in each unit</b>		<b>86</b>
<b>Vocabulary</b>		<b>88</b>











# Unit 1

# Welcome to my new home!



## Lesson 1



### Just talk



1  
Hello, Li Yan!

2  
Hi, Kate! Welcome  
to my new home.

4  
Oh! There is  
a new bed.

3  
Look at my bedroom.

5  
And there's a new  
desk and a new chair.



Just read and write 

Look at the bedroom. There is a new bed.



home

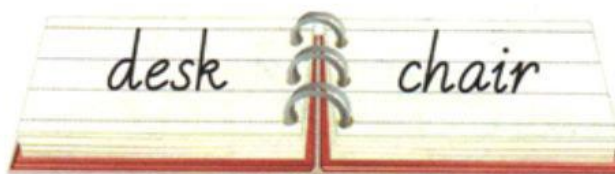


bedroom



bed

Can you write them?



Let's paste

There is ... in my bedroom.







## Lesson 2



### Just talk





## Just read and write

Look at the living room.  
There is a TV. There are two sofas.



living room




TV



sofa



armchair



Can you write them?



## Let's chant



There is a big TV,  
In my living room,  
In my living room.



There are two sofas,  
In my living room,  
In my living room.



There are four armchairs,  
In my living room,  
In my living room.







## Lesson 3



### Just talk





## Just read and write



Look at the kitchen.  
There is a new fridge.




kitchen



fridge



table



Can you write them?



## Let's play

Go into the kitchen.



Look! There is  
a new fridge.



And there is a new table.








## Lesson 4



### Just talk





## Just read and write



What's in the study?  
There is a new computer.



study



computer



picture



Can you write them?



## Let's chant



What's in your living room?  
There is a new TV.

What's in your study?  
There is a new computer.



What's in your kitchen?  
There is a new fridge.








## Lesson 5



### Just talk





## Just read and write

What's in the living room?  
There is a DVD player.



bathroom



DVD player



clock

Can you write them?



## Let's chant

### My home



I watch TV in the living room,  
In the living room, in the living room.  
I watch TV in the living room.

I go to sleep in the bedroom,  
In the bedroom, in the bedroom.  
I go to sleep in the bedroom.







## Lesson 6




### Revision



### Fun story



Read and act.







Listen and number.

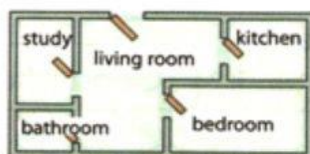


























## Language Focus



Look at the bedroom.  
There is a new bed.

Look at the living room.  
There is a TV. There are two sofas.

Look at the kitchen.  
There is a new fridge.

What's in the study?  
There is a new computer.

What's in the living room?  
There is a DVD player.



bedroom living room sofa  
armchair kitchen fridge  
picture bathroom DVD player



desk chair ball kite TV  
bed table home study  
clock computer

SKILLS: ● Listen ● Speak ● Read ● Write



# Unit 2 There are forty students in our class.



## Lesson 7



### Just talk

①  
Good afternoon, **boys** and **girls**!  
This is Mr Gao, our new PE teacher.

②  
Good afternoon, Mr Gao!



③  
How many **students** are  
there in your class?

④  
Twenty-nine.



⑤  
Let's **count**  
from 1 to 29!

⑦  
... twenty-eight, twenty-nine.



⑥  
One, two, three ...



**Just read and write** 

How many students are there in your class?  
Twenty-nine.

21

22

23

24

25

twenty-one twenty-two twenty-three twenty-four twenty-five

26

27

28

29

**twenty-six    twenty-seven    twenty-eight    twenty-nine**

Can you write them?



eleven

twelve



## Let's play

1 Find your neighbours.



Three children are shown. The boy on the left holds a blue card with the number 26 and says "Twenty-six." (labeled 2). The girl in the middle holds a purple card with the number 27 and says "Twenty-seven." (labeled 3). The boy on the right holds a green card with the number 28 and says "Twenty-eight." (labeled 4). A speech bubble at the bottom says "We are neighbours." (labeled 5).







## Lesson 8



### Just talk





## Just read and write

How many students are there in your class?  
There are forty.


30

thirty

40

forty

Can you write them?



## Let's chant

40

How many students?  
There are forty students.  
How many boys?  
There are thirty boys.  
How many girls?  
There are ten girls.

30

10








## Lesson 9



### Just talk





## Just read and write

How many teachers are there in your school?  
There are fifty.

50

fifty

60

sixty

Can you write them?



## Let's do a survey

Schools	How many teachers?
No. 25 School	60
No. 31 School	46
No. 50 School	58
No. 12 School	34

How many teachers are there in your school?

There are sixty.







## Lesson 10



Just talk



PROJECT HOPE

3

We have seventy **bags**.

2

How many **bags** do you have?

1

Hello, **everyone**!  
Let's **help** children in need!




PROJECT HOPE

4

How many **books** do you have?

5

We have eighty **books**.





## Just read and write

How many bags do you have?  
We have seventy bags.


70

seventy

80

eighty

Can you write them?




## Let's chant

Look, look, look!  
We have seventy bags.  
Seventy bags, seventy bags,  
For children in need.



Look, look, look!  
We have eighty books.  
Eighty books, eighty books,  
For children in need.







# Lesson 11



Just talk




PROJECT HOPE

①

How many pens do you have?

②

We have ninety pens.




③

How many pencils do you have?

④

We have one hundred pencils.

PROJECT HOPE





## Just read and write

How many pens do you have?  
We have ninety pens.


90

ninety

100

one hundred

Can you write them?



## Let's do a survey

	Class 1	Class 2	Class 3
bags			
books			
pens			
pencils			

How many books  
do you have?



We have one  
hundred books.





## Lesson 12



### Revision



### Fun story



Read and act.

1 Let's help **children** in need.

2 We **need** books.

3 How many books do you have?

4 I have twenty-five books.

5 How many books do you have?

6 I have thirty-five books.

7 How many books do you have?

8 I have forty books.

9 We have one hundred books **now**.

10 No, we have ninety-nine books.

11 Why?

12 There's one book here!





## Let's check

Listen and number.

$5 \times 10$   
students

$20 + 7$   
boys

$20 + 3$   
girls

$5 \times 8$   
teachers

$4 \times 20$   
books

$10 \times 10$   
pencils



## Language Focus

How many students are there in your class?

Twenty-nine.

How many students are there in your class?

There are forty.

How many teachers are there in your school?

There are fifty.

How many bags do you have?

We have seventy bags.

How many pens do you have?

We have ninety pens.

twenty-one ~ twenty-nine

thirty forty fifty sixty

seventy eighty





ninety one hundred

eleven twelve

boy girl teacher

school bag book

pen pencil

SKILLS:  Listen  Speak  Read  Write



## Unit 3

## What subject do you like best?



### Lesson 13



#### Just talk



① How many **lessons** do you have **today**?

② We have six.

③ How many lessons do you have in the morning?

④ We have four.

⑥ They are **maths**, **Chinese**, English and PE.

⑤ What are they?



## Just read and write

How many lessons do you have in the morning?

We have four.

They are maths, Chinese, English and PE.



maths



PE (Physical Education)

Can you write them?



## Let's do a survey

How many lessons do you have in the morning?

Time	Lessons
8:00-8:40	Chinese
8:50-9:30	PE
10:00-10:40	Maths
10:50-11:30	English
1:30-2:10	
2:20-3:00	

We have four.

Time	Lessons
8:00-8:40	English
8:50-9:30	Maths
10:00-10:40	Chinese
10:50-11:30	PE
1:30-2:10	
2:20-3:00	







## Lesson 14



### Just talk



①  
How many lessons do you have in the afternoon?

②  
We have two.

④  
They are music and **art**.

③  
What are they?



⑤  
Do you like **music**?

⑥  
Yes, I do. I like it very much.





## Just read and write

Do you like music?  
Yes, I do. I like it very much.




music



art

Can you write them?



## Let's do a survey

Do you like English?



Subjects	Maths	Chinese	English	PE	Music	Art
Names						
Li Yan						
Gao Wei						
Kate						
Peter						

Yes, I do.  
I like it  
very much.







## Lesson 15



### Just talk

#### ART ROOM

① What **subject** do you like best?

I like art **best**.

②

#### ART ROOM

③ Do you like music?

No, I don't.


④





## Just read and write


What subject do you like best?  
I like art best.



maths



Chinese



English



art



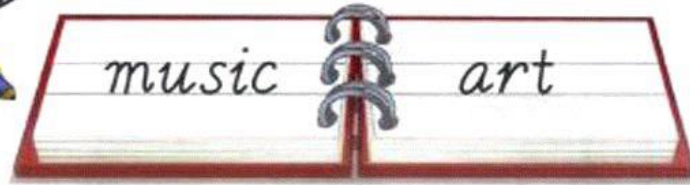
music



PE

### subjects


Can you write them?



## Let's chant



Maths and art,  
Music and all the rest.  
What subject do you like best?  
Chinese and English,  
PE and all the rest.  
I like PE best.







## Lesson 16



### Just talk





## Just read and write

Do you like drama?  
No, I don't. I like science.



science



drama



Can you write them?



## Let's do a survey

What's your name? What subjects do you like?

Subjects Names	PE	Maths	Chinese	English	Science	Art	Music
Kate			✓	✓		✓	✓

My name is \_\_\_\_\_. I like \_\_\_\_\_ and \_\_\_\_\_.  
I like \_\_\_\_\_ and \_\_\_\_\_.





## Lesson 17



### Just talk



①  
What do you do in  
an English class?



②  
We **listen** and do.

③  
We **speak** and **sing**.



④  
We **play** and **act**.



⑤  
We do all kinds of  
things in English!

That's great!

⑥






## Just read and write

What do you do in an English class?  
We listen and do.



listen and do




speak and sing



play and act



Can you write them?



## Let's sing

1 = D  $\frac{2}{4}$

### Music

5 5 5 | 0 6 1 | 2 3 2 1 | (2 3 2 3) |  
Mu- sic makes me sing.

5 5 5 | 0 6 1 | 2 3 2 1 | (2 3 2 3) |  
Mu- sic makes me dance.

0 2 3 | 5 5 6 | 0 5 2 3 | (1 1 1: ||  
Let's play music. Let's sing and dance.







# Lesson 18







## Revision



### Fun story

Read and act.







Listen and number.

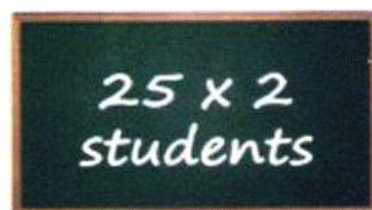



8:00	Chinese
8:50	Maths
10:00	English
10:50	Art











## Language Focus

How many lessons do you have in the morning?  
We have four.  
They are maths, Chinese, English and PE.

Do you like music?  
Yes, I do. I like it very much.

What subject do you like best?  
I like art best.

Do you like drama?  
No, I don't. I like science.

What do you do in an English class?  
We listen and do.

subject drama  
do sing play act

Chinese English  
maths PE  
music art  
science lesson  
listen speak

SKILLS: ● Listen ● Speak ● Read ● Write



# Fun Time 1

## Recycle 1



### Let's play and say



### Let's chant

Knock, knock! Where are you?  
I'm in my home, number 2.  
Knock, knock! Where are you?  
I'm in the kitchen, and mother, too.

Knock, knock! Where are you?  
I'm in a room and there's a TV, too.  
Knock, knock! Where are you?  
I'm in the study, so are you!





## Let's act and talk

Class, please **draw** a table.



Let's fill in the table and talk about it.

How many ... are there in your class?

1. Students

2. Boys

3. Girls

4. Teachers



I'm a reporter.  
How many students are there in your class?  
How many teachers?

I'm the headmaster.  
How many **classrooms** are there in your school?  
How many TVs?  
How many computers?



## Let's draw and talk

I say and you draw, OK?



Kate has some **fruit**. There are twenty apples, thirty bananas, forty **oranges** and fifty **pears**.

OK!



How many ...?

1.

2.

3.

4.

How many ... in your computer class?	
1.	
2.	
3.	
4.	

How many ... in your home?	





## Recycle 2

### Let's play

Cat School	Score
8:00 English	😊😊
9:00 Chinese	
10:00 Science	
11:00 Art	
12:00 Lunch time	

①  
What class do we have at 8:00 am? Can you guess?

No!

③

No!

⑤

Yes!

⑦

Is it English?

②

Is it maths?

④

Is it Chinese?

⑥

Bear School	Score
8:00 Chinese	😊😊
9:00 Music	
10:00 Art	
11:00 Maths	
12:00 Lunch time	

### Let's do a survey



Good morning!



ASK	ANSWER
What's your name?	My name is ...
Do you study English?	
How many English lessons do you have in a week?	
Do you like English?	



Good morning!





## Let's play



Peter is the winner!



1. Name home or school things. Score two points.
2. Say two activity words. Score two points.
3. No score in boxes with only numbers, for example, 2, 3, 5.
4. Cannot name or say, lose a turn.



Yeah!






## Project



### Project

Let's make and say.



Find a paper box.




Find some pictures.



### Presentation

Let's show and talk.




★ GROUP SCORES ★	
Yellow Cat Group	★★★★★
Red Bear Group	★★★★★
Green Bird Group	★★★★★





## A sample project

Let's make and show.



There is a sofa and a TV in the living room.

There are two bedrooms.  
There is a bed and a computer in my bedroom.



In the kitchen, there is a table and four chairs.



## Cultural link

### Homes around China



courtyard house



cave home



Mongolian tent (yurt)



modern apartment




# Unit 4 There are seven days in a week.



## Lesson 19



### Just talk





## Just read and write

How many days are there in a week?  
There are seven.

Sunday

Sun	Mon	Tue	Wed	Thur	Fri	Sat
			1	2	3	4
5	6	7	8	9	10	11
12	13	14	15	16	17	18
19	20	21	22	23	24	25
26	27	28	29	30		

day

week

Can you write them?



## Let's chant

In a week, in a week,  
There are seven days.  
Sunday, Sunday,  
It's the first day.  
Sunday, Sunday,  
Let's go and play.







## Lesson 20



### Just talk



1

Welcome to our school!  
My name is Gao Wei.

2

Glad to meet you,  
Gao Wei. Do you  
like **sports**?

3

Yes, I do. I like  
PE very much.

4

When do you  
have PE lessons?

5

We have PE lessons on  
**Monday** and **Tuesday**.





## Just read and write

When do you have PE lessons?  
We have PE lessons on Monday and Tuesday.

Monday

Sun	Mon	Tue	Wed	Thur	Fri	Sat
			1	2	3	4
5	6	7	8	9	10	11
12	13	14	15	16	17	18
19	20	21	22	23	24	25
26	27	28	29	30		

Tuesday

Can you write them?



Monday Tuesday



## Let's do a survey

### Class 1

Days	MON	TUE
Time		
8:30	Chinese	Maths
9:20	Maths	Chinese
10:30	English	PE
11:20	PE	Art

### Class 2

Days	MON	TUE
Time		
8:30	English	Chinese
9:20	Maths	Science
10:30	Chinese	PE
11:20	PE	Music



When do you have PE lessons?

We have PE lessons on Monday and Tuesday.







## Lesson 21



### Just talk



Day Time	Mon	Tue	Wed	Thur	Fri

① What day is today?



② It's Wednesday.

③ Mr Black will come to our school today.

④ Good morning, boys and girls!



⑤ Good morning! Welcome to our class!

⑥ How many English lessons do you have in a week?



⑦ We have three.

⑧ When do you have English?



⑨ We have English on Monday, **Wednesday** and **Thursday**.



Just read and write

What day is today?  
It's Wednesday.

Wednesday

today

Sun	Mon	Tue	Wed	Thur	Fri	Sat
			1	2	3	4
5	6	7	8	9	10	11
12	13	14	15	16	17	18
19	20	21	22	23	24	25
26	27	28	29	30		

Thursday

Can you write them?



Wednesday Thursday



Let's play

Timetable				
Mon	Tue	Wed	Thur	Fri
Chinese	English	Chinese	Chinese	Chinese
Maths	Chinese	Maths	Maths	Maths
Music	Music	Science	Science	English
PE	Science	Art	Music	Music
Art	Art	PE	PE	PE

① What day is today?

③ What subjects do we have?

② It's Wednesday.

④ We have Chinese, maths, science, art and PE.








## Lesson 22



### Just talk





## Just read and write


There are seven days in a week.  
They are Sunday, Monday, Tuesday,  
Wednesday, Thursday, Friday and Saturday.

Friday

Sun	Mon	Tue	Wed	Thurs	Fri	Sat
			1	2	3	4
5	6	7	8	9	10	11
12	13	14	15	16	17	18
19	20	21	22	23	24	25
26	27	28	29	30		

Saturday

Can you write them?



## Let's sing

1 = C  $\frac{3}{4}$

### Days of the week

3	1	—		1	2	3		4	2	—	
Sun	- day,			la	la	la,		Mon	- day,		
2	3	4		5	3	—		5	6	7	
la	la	la,		Tues	- day,			la	la	la,	
1	6	—		6	—	—		2	5	—	
Wednes	- day,							Thurs	- day,		
1	7	6		5	3	—		5	4	3	
la	la	la,		Fri	- day,			la	la	la,	
6	4	2	—		4	3	2		1	—	—
Sa	- tur-day.			That	makes	a		week.			





## Lesson 23



### Just talk



①  
What do you **usually**  
do on **weekends**?



②  
I usually go to the theme  
park on **Saturdays**.



③  
I usually go to see my grandpa  
and grandma on Sundays.



④  
I usually go to the  
**park** on Sundays.



⑤  
I usually have music  
lessons on Saturdays.





## Just read and write


What do you usually do on weekends?  
We usually go to the theme park.

Sun	Mon	Tue	Wed	Thur	Fri	Sat
			1	2	3	4
5	6	7	8	9	10	11
12	13	14	15	16	17	18
19	20	21	22	23	24	25
26	27	28	29	30		


**weekend**



**park**



**theme park**



Can you write them?



What do you usually do on weekends?



I usually go to the park on Saturdays.



I usually have music lessons on Sundays.





# Lesson 24



## Revision



### Fun story

Read and act.

1 Today is Tuesday.

2 Look! It's Wednesday now.

3 Oh, it's Wednesday. We have a music lesson this morning.

4 Hello, Mimi. We have PE this morning. Let's go **together**.

5 No, we have a music lesson.

6 When do you have music lessons?

7 We have music lessons on Wednesday and Friday.

8 But today is Tuesday.

9 Hello, Mimi! Hello, Rabbit! Today is Tuesday.

10 Oh, no!

11 So, it's you!

12 Micky, you **naughty** monkey!

13 Don't go with us!

14 Oh, I'm sorry.





Listen and number.



## Language Focus

How many days are there in a week?  
There are seven.

When do you have PE lessons?  
We have PE lessons on Monday and Tuesday.

What day is today?  
It's Wednesday.

There are seven days in a week.  
They are Sunday, Monday, Tuesday, Wednesday, Thursday, Friday and Saturday.

What do you usually do on weekends?  
We usually go to the theme park.

weekend  
park  
theme park

day Sunday  
Monday Tuesday  
Wednesday Thursday  
Friday Saturday  
week today

SKILLS: ● Listen ● Speak ● Read ● Write



# Unit 5 What will you do this weekend?



## Lesson 25



### Just talk



① Mum, it's Sunday today. Shall we have a picnic?

② Yes. Let's go and ask your dad.



③ Wow! We have so many things for our picnic!

⑤ I'd like a hamburger and a Coke, please. How about you, Mum and Dad?

⑥ I'd like some bread and sausages.

④ What would you like, Lisa?

I'd like some cake and chicken.

⑦



## Just read and write

What would you like?  
I'd like some bread and a sausage.



picnic




sausage

Can you write them?



## Let's paste

Let's have a picnic.  
What would you like?  
I'd like ...









## Lesson 26



### Just talk





## Just read and write

Would you like some pork?  
Thank you. / No, thanks.



**lunch**



**pork**



**beef**

Can you write them?



rice chicken



## Let's play

① What would you like?

③ How about some pork?



Today's Lunch								
Names	pork	beef	hamburger	chicken	sausage	cake	bread	rice
Lisa	X	✓					✓	
Kate								
Peter								
Li Yan								
Yang Ming								

② I'd like some beef and bread.

④ No, thanks.









## Lesson 27



### Just talk






## Just read and write

I'll go to my music lesson this Sunday.  
I'll sing and dance.




dance



draw



paint



Can you write them?



## Let's chant



I'll go to my music lesson this Sunday.  
I'll sing and dance.



I'll go to my art lesson this Sunday.  
I'll draw and paint.







## Lesson 28



### Just talk

①  
What will you  
do on Sunday?

②  
I'll **read** a new  
storybook.

③  
I'll **watch** TV at  
home. How about  
you, Yang Ming?

④  
I'll play computer  
games at home.



## Just read and write


I'll read a new storybook this Saturday.

How about you?

I'll play computer games at home.



read a book



watch TV



play computer  
games

watch

read

play

Can you write them?



## Let's do a survey

I'll watch TV at home this Sunday. How about you, Peter?



I'll go to my art lesson.



Activities	Names			
	Peter			
read a book				
go to a music lesson				
go to an art lesson	✓			
go to the theme park				
go to see Grandma				
play computer games				





## Lesson 29



### Just talk

① Hi, Jim! This is Peter.

③ Tomorrow is Sunday. Would you like to go swimming with me?

⑤ What will you do **tomorrow**?

⑦ That's great! Goodbye!

② Hello, Peter!

④ Sorry, I can't go with you.

⑥ I'll go shopping with my mum. She'll **buy** me a new **jacket**.

⑧ Bye!



## Just read and write

What will you do this Sunday?  
I'll go shopping.



go swimming




go shopping



go fishing

Can you write them?



## Let's chant

What will you do this Sunday?  
I'll go swimming.  
Cool, cool, cool!



What will you do this Sunday?  
I'll go shopping.  
Great, great, great!







# Lesson 30



## Revision



### Fun story

Read and act.

1 Hello, Duck!  
Tomorrow is Sunday.  
What will you do?

2 I'll come and swim **again**.

3 I like swimming.

4 I like singing.

5 I don't like swimming.  
I like shopping. Bye!

6 Look! I have bread, cakes,  
Coke and **sausages**.

7 Wow!  
Nice **food**!

8 Hi, Mimi! I'd like  
some bread  
and sausages.

9 Let's have a  
picnic now!

10 Oh, a picnic.  
Great!

11 Would you like some  
**rice** and beef?

12 No, thanks.

13 I'd like some duck  
and some chicken.

14 What? Ah!





Listen and number.


☐

☐

☐

☐

☐

☐

☐

☐

☐

☐


## Language Focus

What would you like?

I'd like some bread and a sausage.

Would you like some pork?

Thank you. / No, thanks.

I'll go to my music lesson this Sunday.

I'll sing and **dance**.

I'll read a new storybook this Saturday.

How about you?

I'll play computer games at home.

What will you do this Sunday?

I'll go **shopping**.

picnic sausage

lunch pork beef

paint read a book watch TV

play computer games

go swimming go shopping

go fishing

bread cake

rice chicken

draw sing dance

watch read play

swim do go

SKILLS: ● Listen ● Speak ● Read ● Write



# Unit 6 Would you like to take a trip?



## Lesson 31



### Just talk



1 School is out in two days.

2 Hooray!

3 Would you like to take a trip?

4 Certainly! Where shall we go?

5 Any ideas?

6 I want to go to the theme park.

7 We want to go to a farm.

8 We want to go to the zoo.

9 Good idea! How about the zoo and the farm?


10 Cool!

The illustration shows a classroom setting. A female teacher with brown hair, wearing a pink shirt and yellow pants, is standing and talking to a group of five children. The children are also dressed in colorful clothing. In the background, there is a large chalkboard. Above the chalkboard, there is a thought bubble showing a yellow school bus. To the left of the teacher, there is a thought bubble showing a zoo with a giraffe and a lion. To the right of the teacher, there is a thought bubble showing a farm with a cow and a sheep. Below the teacher, there is a thought bubble showing a theme park with a roller coaster and a carousel. The children are all looking at the teacher and talking. There are speech bubbles for each child, numbered 1 through 10. The teacher's speech bubble is numbered 3. The children's speech bubbles are numbered 1 through 10. The teacher is asking the children if they want to take a trip. The children are all excited and suggesting different destinations. The teacher is also suggesting a trip to the zoo and the farm. The children are all happy and looking forward to the trip.



## Just read and write

Where shall we go?  
We want to go to the zoo.



**zoo**



**farm**



Can you write them?



## Let's sing

$$1 = C \frac{2}{4}$$

**Let's take a trip.**

1 1 1 1 | 1 1 1 1 | 1 1 1 1 | 6 5 |

Let's take a trip. Take a trip. Let's go.

1 1 1 1 | 1 1 1 1 | 2 2 2 2 | 5 — |

Let's take a trip. Take a trip. Let's go.

1 1 1 1 | 1 1 1 1 | 1 1 1 1 | 6 5 |

Let's take a trip. Take a trip. Let's go.

6 6 6 6 | 5 5 | (x x x x) | 0 5 4 3 | 2 1 | (x x x x) ||

I have my bag.

I'm ready to go.






## Lesson 32



### Just talk





## Just read and write

What's this in English?  
It's a giraffe.



giraffe



camel

monkey

panda

bear

Can you write them?




## Let's chant



One camel,  
Two camels,  
Three camels, four!

One giraffe,  
Two giraffes.  
They're very tall!









## Lesson 33



### Just talk







## Just read and write

What's that in English? It's a seal.



seal



dolphin



hippo

Can you write them?



tiger

cat


dog



## Let's play

What's that in English?

It's a **dolphin**.








## Lesson 34



### Just talk







## Just read and write



What are these in English? They're horses.



a horse



horses



a cow



cows


Can you write them?



## Let's play

Guess the animals.

What are **these** in English?



They're **cats**.








## Lesson 35



Just talk



1  
Hello, boys and girls. Look there!

2  
What are **those** in English?

3  
They're **sheep**.

4  
Are those sheep, **too**?

No, they aren't. They're **goats**.

5





## Just read and write

What are those in English? They're sheep.



a sheep



sheep



a goat



goats

Can you write them?



sheep

duck

pig



## Let's play

① What are these in English?



② They're sheep.



④ They're sheep.



③ What are those in English?







## Lesson 36








### Revision



### Fun story



Read and act.



11 And you're a cat, too!









Listen and number.

### IN THE ZOO



### ON THE FARM



## Language Focus

Where shall we go?  
We want to go to the zoo.

What's this in English?  
It's a giraffe.

What's that in English?  
It's a seal.

What are these in English?  
They're horses.

What are those in English?  
They're sheep.

giraffe camel seal  
dolphin hippo goat

zoo farm  
monkey panda bear  
tiger cat dog  
horse cow  
sheep duck pig

SKILLS: Listen Speak Read Write



# Fun Time 2

## Recycle 1

### Let's look and talk

1  
What lessons do you have on Monday?

Red Carrot Class					Yellow Pear Class				
MON	TUE	WED	THUR	FRI	MON	TUE	WED	THUR	FRI
Chinese	English	Chinese	Maths	Science	English	Chinese	Science	Chinese	Maths
Art	Maths	PE	Science	Chinese	Maths	Art	Chinese	English	Science
Maths	Chinese	Music	PE	Maths	PE	Maths	PE	Maths	Music
Music	Science	Maths	Chinese	Art	Chinese	English	PE	Meeting	PE
PE	Meeting	Art	English	Music	Music	Science	Art	Meeting	Meeting
English									

2  
We have English, maths, PE, Chinese and music.

4  
We have three English lessons.

3  
How many English lessons do you have in a week? When do you have them?

5  
We have them on Monday, Tuesday and Thursday.

### Let's chant

English is on Monday.  
Chinese is on Tuesday.  
Maths is on Wednesday.  
Science is on Thursday.  
PE is on Friday.  
Music is on Saturday.  
Art is on Sunday.  
We are happy every day.





## Let's read and act

I read. You act. OK?



OK. Let's **start**!



I have English  
lessons on  
Monday, Tuesday  
and Thursday.  
I read and write,  
play and chant.

I go to see my  
grandma and  
grandpa on  
Saturday.  
I go to the park,  
too

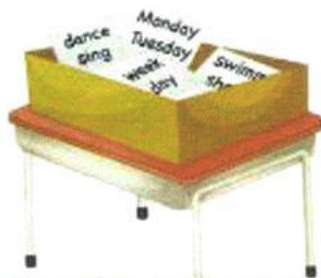
Mum, dad and I  
go shopping on  
Sunday.  
I go to swimming  
lessons and art  
lessons, too.



## Let's play and talk



Let's play a game. Take a **card** and ask your friend.



1. How many English lessons do you have in a week?
2. What do you do in your English lessons?
3. What do you usually do on Saturdays and Sundays?

What do you usually do on Sundays?



I usually go to the park on Sundays.





## Recycle 2



Let's listen and draw

What would you like?



I'd like **some** rice and **potatoes**.



What would you like for lunch?

On Monday

On Tuesday

On Wednesday

Let's have a picnic.

On Saturday

On Sunday



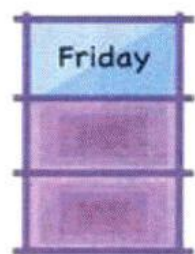
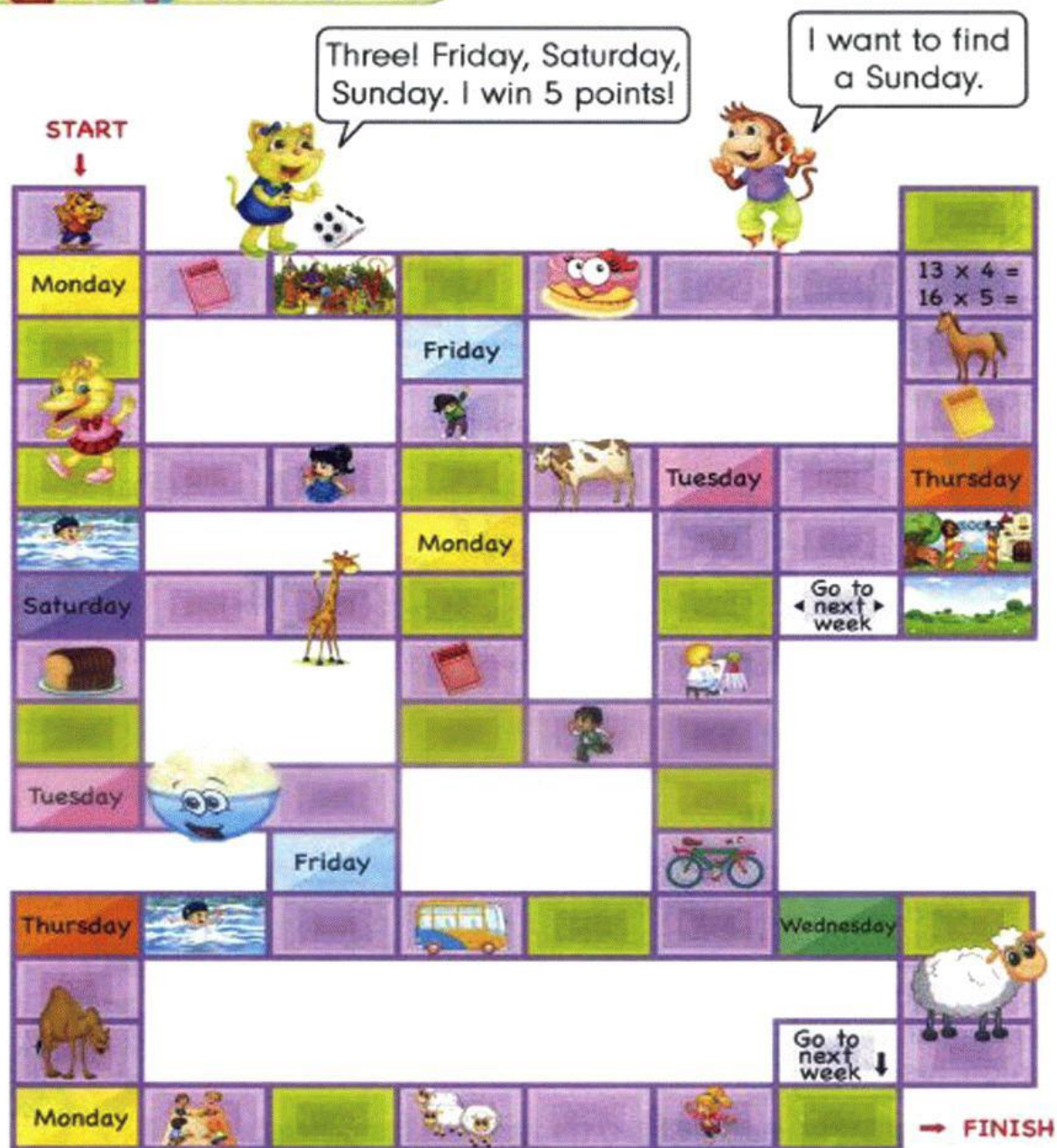
Let's sing



Sunday, Sunday,  
It's a fun day.  
Singing, dancing,  
Chanting, playing,  
We're enjoying!



# Let's play



Find a Sunday, land on it, and win 5 points.



Say a sentence, or ask a question, or lose a turn.

Would you like to go to the park?





## Project



## Project

Let's draw and talk.

① Let's draw and talk about our week days.



② OK.

③ I will draw.

④ I will paste a picture.

⑤ I will act.

Group scores	
Red Carrot	☆☆
Purple Eggplant	☆☆☆
Pink Tomato	☆☆☆☆
Green Cucumber	☆☆☆



## Presentation

Let's show and talk.



Do you like drawing?  
We have an art lesson on Tuesday.



We'll go to the theme park on Wednesday.

On Friday, let's go to the Great Wall.





## A sample project

Let's make and talk.

Would you like to go to Beijing Zoo?

I'd love to.

Let's go!



On Monday, we have a **swimming** lesson.



There's an art lesson on Tuesday.  
We draw and paint.

Where **shall** we go on Wednesday?



Let's go to the theme park.

Welcome to Beijing Zoo.  
Look at the giraffe, **tiger** and monkey.

We have a music lesson on Friday.



Let's have a picnic on Saturday.



## Cultural link

### Weekend activities around the world



have a picnic  
(America)



play at the  
playground  
(Britain)



attend an  
art lesson  
(China)



go to the beach  
(Australia)



# Words in each unit

## 单元词汇表

(注: 黑体单词要求学生能听、说、读、写; 白体单词只做听、说、认读要求)



### Unit 1



**home** 家  
**bedroom** 卧室  
**bed** 床  
**desk** 课桌  
**chair** 椅子  
**living room** 起居室  
**TV** 电视  
**sofa** 沙发  
**armchair** 单人沙发; 扶手椅  
**ball** 球  
**kite** 风筝  
**kitchen** 厨房  
**fridge** 冰箱  
**table** 桌子  
**study** 书房  
**computer** 电脑  
**picture** 图片; 照片  
**bathroom** 浴室  
**DVD player** DVD 播放机  
**clock** 时钟



### Unit 2



**twenty-one** 二十一  
**twenty-two** 二十二  
**twenty-three** 二十三  
**twenty-four** 二十四  
**twenty-five** 二十五  
**twenty-six** 二十六  
**twenty-seven** 二十七  
**twenty-eight** 二十八  
**twenty-nine** 二十九

**eleven** 十一  
**twelve** 十二  
**thirty** 三十  
**forty** 四十  
**boy** 男孩  
**girl** 女孩  
**fifty** 五十  
**sixty** 六十  
**teacher** 教师  
**school** 学校  
**seventy** 七十  
**eighty** 八十  
**bag** 书包  
**book** 书  
**ninety** 九十  
**one hundred** 一百  
**pen** 钢笔  
**pencil** 铅笔



### Unit 3



**maths** 数学  
**PE** 体育  
**Chinese** 中文  
**English** 英语  
**music** 音乐  
**art** 美术  
**subject** 科目; 学科  
**science** 科学  
**lesson** 课  
**drama** 戏剧  
**listen** 听  
**do** 做  
**speak** 说

listen and do 听听做做  
speak and sing 说说唱唱  
play and act 玩玩演演  
sing 唱歌  
play 玩  
act 表演

#### Unit 4

day 天  
week 周  
Sunday 星期日  
Monday 星期一  
Tuesday 星期二  
Wednesday 星期三  
Thursday 星期四  
Friday 星期五  
Saturday 星期六  
today 今天  
weekend 周末  
park 公园  
theme park 主题公园; 游乐园

#### Unit 5

picnic 野餐  
sausage 香肠  
bread 面包  
cake 蛋糕  
lunch 午餐  
pork 猪肉  
beef 牛肉  
rice 米饭  
chicken 鸡肉  
sing 唱歌  
dance 跳舞  
paint (用颜料) 绘画  
draw 画

read 读  
watch 看  
play 玩  
read a book 看书  
watch TV 看电视  
play computer games 玩电脑游戏  
game 游戏  
do 做  
go 去  
shop 购物  
go shopping 去购物  
swim 游泳  
go swimming 去游泳  
fish 鱼; 钓鱼  
go fishing 去钓鱼

#### Unit 6

zoo 动物园  
farm 农场  
giraffe 长颈鹿  
camel 骆驼  
monkey 猴子  
panda 熊猫  
bear 熊  
seal 海豹  
dolphin 海豚  
hippo 河马  
tiger 老虎  
cat 猫  
dog 狗  
horse 马  
cow 母牛; 奶牛  
sheep 绵羊  
goat 山羊  
duck 鸭  
pig 猪



# Vocabulary

## 词汇表

(注: 黑体单词要求学生能听、说、读、写; 白体单词只做听、说、认读要求)

### A

**act** /ækt/ 表演  
**armchair** /'ɑ:mtʃeə(r)/  
单人沙发; 扶手椅  
**art** /ɑ:t/ 美术

### B

**bag** /bæg/ 书包  
**ball** /bɔ:l/ 球  
**bathroom** /'bɑ:θrum/  
浴室  
**bear** /beə(r)/ 熊  
**bed** /bed/ 床  
**bedroom** /'bedrum/  
卧室  
**beef** /bi:f/ 牛肉  
**book** /buk/ 书  
**boy** /bɔi/ 男孩  
**bread** /bred/ 面包

### C

**cake** /keik/ 蛋糕  
**camel** /'kæml/ 骆驼  
**cat** /kæt/ 猫  
**chair** /tʃeə(r)/ 椅子  
**chicken** /'tʃɪkɪn/ 鸡肉  
**Chinese** /tʃaɪ'ni:z/ 中文  
**clock** /klɒk/ 时钟  
**computer**  
/kəm'pjʊ:tə(r)/  
电脑  
**cow** /kau/ 母牛; 奶牛

### D

**dance** /da:ns/ 跳舞  
**day** /deɪ/ 天  
**desk** /desk/ 课桌  
**do** /du:/ 做  
**dog** /dɒg/ 狗  
**dolphin** /'dɒlfɪn/ 海豚  
**drama** /'dra:mə/ 戏剧  
**draw** /drɔ:/ 画  
**duck** /dʌk/ 鸭  
**DVD player** /pleɪə(r)/  
DVD 播放机

### E

**eighty** /'eɪti/ 八十  
**eleven** /ɪ'levn/ 十一  
**English** /'ɪŋɡlɪʃ/ 英语

### F

**farm** /fɑ:m/ 农场  
**fifty** /'fɪfti/ 五十  
**fish** /fɪʃ/ 鱼; 钓鱼  
**forty** /'fɔ:ti/ 四十  
**Friday** /'fraɪdi/ 星期五  
**fridge** /frɪdʒ/ 冰箱

### G

**game** /geɪm/ 游戏  
**giraffe** /dʒɪ'ra:f/  
长颈鹿  
**girl** /gɜ:l/ 女孩  
**go** /gəʊ/ 去

**go fishing** /'fɪʃɪŋ/

去钓鱼

**go shopping** /'ʃɒpɪŋ/

去购物

**go swimming** /'swɪmɪŋ/

去游泳

**goat** /gəʊt/ 山羊

### H

**hippo** /'hɪpəʊ/ 河马  
**home** /həʊm/ 家  
**horse** /hɔ:s/ 马

### K

**kitchen** /'kɪtʃɪn/ 厨房  
**kite** /kaɪt/ 风筝

### L

**lesson** /'lesn/ 课  
**listen** /'lɪsn/ 听  
**listen and do** 听听做做  
**living room** 起居室  
**lunch** /lʌntʃ/ 午餐

### M

**maths** /mæθs/ 数学  
**Monday** /'mʌndi/  
星期一  
**monkey** /'mʌŋki/ 猴子  
**music** /'mju:zɪk/ 音乐

## N

ninety /'naɪnti/ 九十

## O

one hundred /'hʌndrəd/ 一百

## P

paint /peɪnt/

(用颜料) 绘画

panda /'pændə/ 熊猫

park /pɑ:k/ 公园

PE /'pi: 'i:/ 体育

pen /pen/ 钢笔

pencil /'pensl/ 铅笔

picnic /'pɪknɪk/ 野餐

picture /'pɪktʃə(r)/

图片; 照片

pig /pɪg/ 猪

play /pleɪ/ 玩

play and act 玩玩演演

play computer games

玩电脑游戏

pork /pɔ:k/ 猪肉

## R

read /ri:d/ 读

read a book 看书

rice /raɪs/ 米饭

## S

Saturday /'sætədi/

星期六

sausage /'sɒsɪdʒ/

香肠

school /sku:l/ 学校

science /'saɪəns/ 科学

seal /si:l/ 海豹

seventy /'sevnti/ 七十

sheep /ʃi:p/ 绵羊

shop /ʃɒp/ 购物

sing /sɪŋ/ 唱歌

sixty /'sɪksɪ/ 六十

sofa /'səʊfə/ 沙发

speak /spi:k/ 说

speak and sing

说说唱唱

study /'stʌdi/ 书房

subject /'sʌbdʒɪkt/

科目; 学科

Sunday /'sʌndi/ 星期日

swim /swɪm/ 游泳

## T

table /'teɪbl/ 桌子

teacher /'ti:tʃə(r)/

教师

theme park

/'θi:m pa:k/

主题公园; 游乐园

thirty /'θɜ:ti/ 三十

Thursday /'θɜ:zdi/

星期四

tiger /'taɪgə(r)/ 老虎

today /tə'deɪ/ 今天

Tuesday /'tju:zdi/

星期二

TV /,ti: 'vi:/ 电视

twelve /twel/ 十二

twenty-eight

/'twenti'eɪt/

二十八

twenty-five

/'twenti'faɪv/

二十五

twenty-four

/'twenti'fɔ:/

二十四

twenty-nine

/'twenti'nain/

二十九

twenty-one

/'twenti'wʌn/

二十一

twenty-seven

/'twenti'sevn/

二十七

twenty-six

/'twenti'sɪks/

二十六

twenty-three

/'twenti'θri:/

二十三

twenty-two

/'twenti'tu:/

二十二

## W

watch /wɒ:tʃ/ 看

watch TV 看电视

Wednesday

/'wenzdi/ 星期三

week /wi:k/ 周

weekend /'wi:kənd/

周末

## Z

zoo /zu:/ 动物园





YIWU JIAOYU JIAOKESHU  
YINGYU

英语

四年级 下册

ISBN 978-7-107-27388-9



9 787107 273889 >

定价：6.15元

