



义务教育教科书

英语

(一年级起点)

四年级 下册



人民教育出版社

Copyright © 2013 by People's Education Press Ltd. and Lingo Learning Inc.

No part of this publication may be reproduced or transmitted in any form or by any means, without permission in writing from the publisher.

版权共有，未经出版社书面同意，任何人不得以任何形式或方式复制或转换本作品的任何部分。

主 编：吴 欣 Larry Swartz Beth Levy

副 主 编：陶明天 闫赤兵

主要编写人员：刘 莹（北京师范大学实验小学） 卜 菁 王翠红 陈卫卫

程 燕 范 冰 李 静 生 平 Bill Mayes

责任编辑：生 平

美术编辑：李宏庆

封面设计：吕 旻 李宏庆

版式设计：李宏庆 张 静

插 图：李思东工作室

北京昊天文化传播有限公司

捷思课堂

学习资料 | 升学信息 | 教育心得

扫码关注获取更多学习资料



义务教育教科书

英 语

（一年级起点）

四年级 下册

（中 国）人民教育出版社 课程教材研究所

英语课程教材研究开发中心 编著

（加拿大）灵 通 教 育 有 限 公 司

*

人民教育出版社出版发行

网址：<http://www.pep.com.cn>

人民教育出版社印刷厂印装 全国新华书店经销

*

开本：787毫米×1092毫米 1/16 印张：5.5 字数：110 000

2014年10月第1版 2014年10月第1次印刷

ISBN 978-7-107-29067-1 定价： 元

著作权所有·请勿擅用本书制作各类出版物·违者必究

如发现印、装质量问题，影响阅读，请与本社出版科联系调换。

（联系地址：北京市海淀区中关村南大街17号院1号楼 邮编：100081）

关注微信公众号“捷思课堂”获取更多学习资料！

致同学

亲爱的同学：

你好！欢迎回到“新起点英语”的世界。

在这里，你除了通过听、说、玩、演、唱等形式享受英语世界的乐趣，还将通过读和写来享受英语世界的乐趣。作为四年级的学生，在阅读方面，你只要能读懂小短文或小故事的大意就可以了；在写的方面，你只要能模仿范例，通过替换关键词写出几句连续的话就可以了。

同时，你将继续学习“自然拼读”魔法。经过三年多的学习，你已经能够听懂、会说很多英语单词了，但不一定能认读和拼写这些单词。“自然拼读”魔法能帮你拼出它们的读音、更快地记住它们的写法。同时，“自然拼读”魔法也能帮你更快地记住全新的单词。你储备的单词越多，读、写英文的乐趣就越多。所以，好好学习这个魔法吧。

最后，别忘了这个小窍门：在阅读小短文或小故事之前，先看看它的标题和插图，大致猜测一下它的内容再去阅读，这能帮助你理解得更快、更好。在阅读过程中，如果碰到不认识的单词，可以根据插图和上下文猜猜它的意思；或者用“自然拼读”魔法拼出它的读音，没准你就知道它的意思了。

好了，现在就让我们继续“新起点英语”之旅吧。

编 者

2013年5月



Angel



Bill



Andy



Miss Wu



Lily



Joy



Yaoyao



Binbin




Lucky

目 录

Unit 1 My Neighbourhood ···	2
Unit 2 Cities ·····	12
Unit 3 Travel Plans ·····	22
Revision 1 ·····	32
Unit 4 Hobbies ·····	38
Unit 5 Free Time ·····	48
Unit 6 Countries ·····	58
Revision 2 ·····	68
附录一 歌曲 ·····	74
附录二 自我评价表 ·····	77
附录三 单元词汇表 ·····	80
附录四 总词汇表 ·····	82

Unit 1 My Neighbourhood





*Excuse me.
Where is the hospital?*

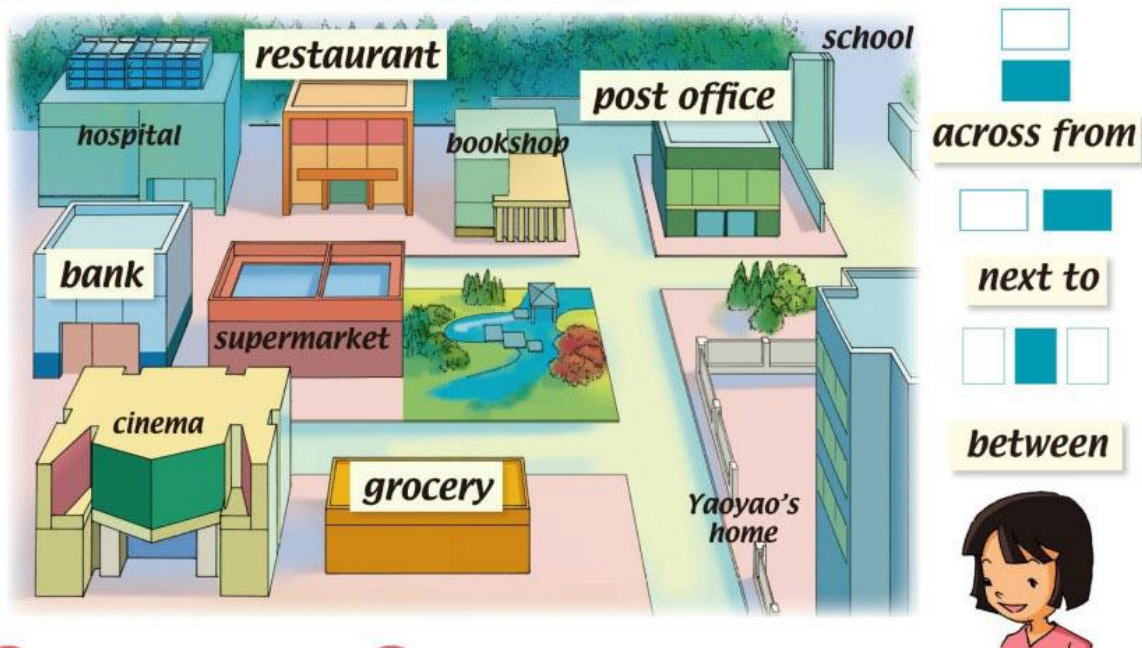
*Go straight.
It's on your right.
It's next to the restaurant.*

*Excuse me.
How can I get to
the post office?*

*Go straight and turn left
at the first crossroads.
It's between the bookshop
and the grocery.*

Lesson 1

A Look, listen and repeat.



B Look and say.



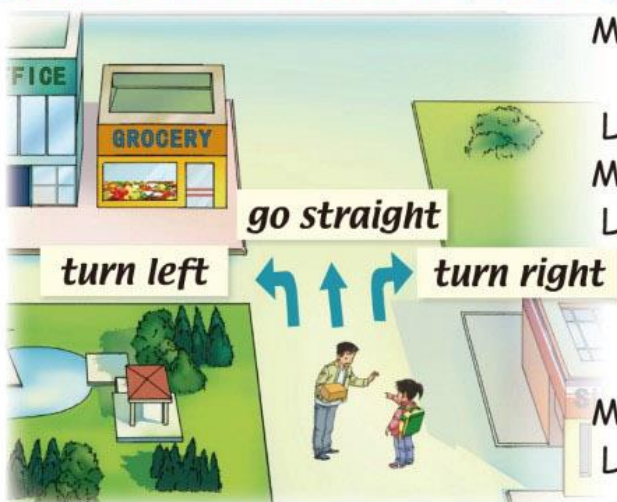
C Let's write.

Where is the bank?

It's between _____ and _____.

Lesson 2

A Look, listen and repeat.



Man: Excuse me. Is there a post office in the neighbourhood?

Lily: Yes, there is.

Man: **How can I get there?**

Lily: **Go straight and turn left at the first crossroads. It's between the bookshop and the grocery.**

Man: Thank you.

Lily: You're welcome.

B Let's play.



C Let's write.

Excuse me. How can I get to the post office?

Lesson 3

A Read and draw the route.



Bill asks Lucky to send a book to his friend. "Lucky, get some money from the bank, and then get to the post office before 4:30."

Lucky leaves at 3:30. He goes straight and turns left at the second crossroads. He sees the bank next to a restaurant. He gets some money and then goes into the restaurant. There he eats a hamburger. Then he sees a toy shop across from the restaurant. Lucky wants a toy, so he buys a ball. Finally, Lucky gets to the post office, but it's 5:00. Oh no!

B Read again and write.

- 1 How can Lucky get to the bank from his home?

He can go _____ and turn _____ at the second crossroads. It is _____ the restaurant.

- 2 How can Lucky get to the _____?

He can go _____.

It is _____.

Let's Spell

A Listen, point and repeat. 



train



rain



day



say



mail



May

B Read aloud. Then listen and check. 

rain jail raid fail

day ray bay hay

C Listen and write. 

1. It is a _____ in _____.



2. There is _____ on the _____.

3. They _____ it will _____.



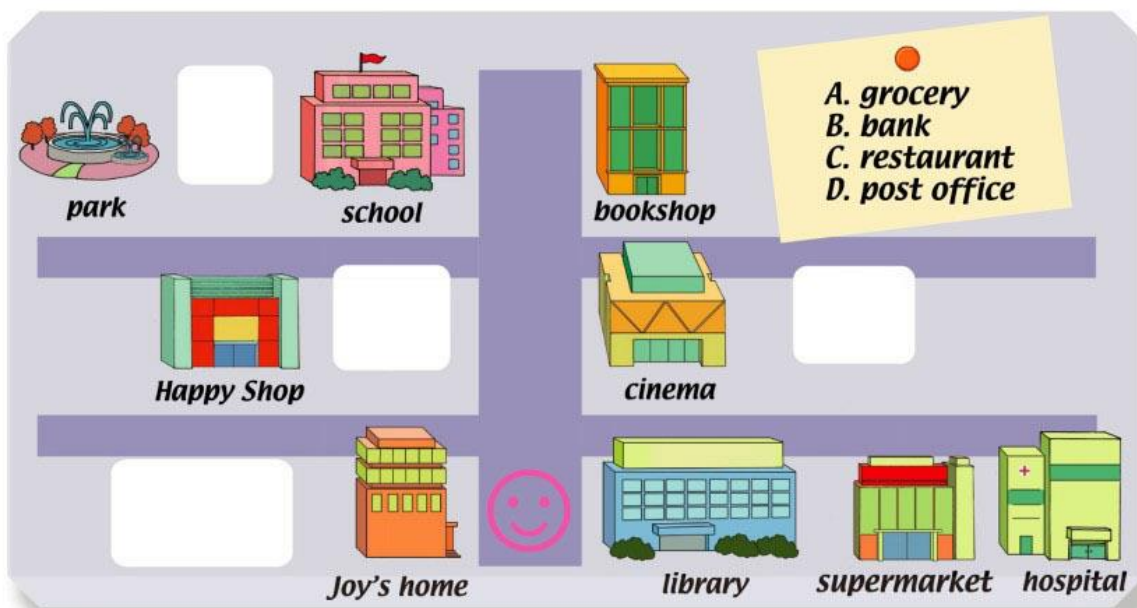
D Listen and repeat. 

Rain, rain, go away.
Today, today is a holiday.
Rain, rain, go away.
It's time for fun. It's time to play.



Let's Check

A Listen and fill in the blanks.



B Read, draw the route and write.

Joy's mum has a busy morning. First, she takes Joy to school. From home, they go straight and turn left at the second crossroads. Joy's school is on the right. Then, Joy's mum goes to Happy Shop to buy a pair of shoes. The shop is next to the bank. Finally, she goes to the supermarket. It is between the library and the hospital. She buys some food for dinner there.

Now she is going home. How can she get home from the supermarket?

Go straight and _____ at the first crossroads.

Her home is _____.

C Self-assessment.

Fun Time

A Good to know. 🎧



Drugstore

Are you sick? You can go to the drugstore to buy medicine. You can also buy some food and drinks there.



Hairdresser's

Do you like long hair or short hair? Do you want to look special? Go to the hairdresser's for a haircut.



Coffee Shop

You can drink coffee in a coffee shop. You don't like coffee? You can also drink hot chocolate. It is delicious!

Gas Station

Does your car need gas? You can buy gas in the gas station. You can also buy some candy and drinks there, too.




B Let's make.



C Let's sing. 🎧

Story Time

A Let's read. 🎧



1 David and Bob want to visit the museum together. David calls Bob for directions.



2 Bob gives him some directions.



3 David follows the directions, but he is not at the museum. He is at a bank! He calls.



4 Now David is at the post office. Is Bob playing a trick on David?

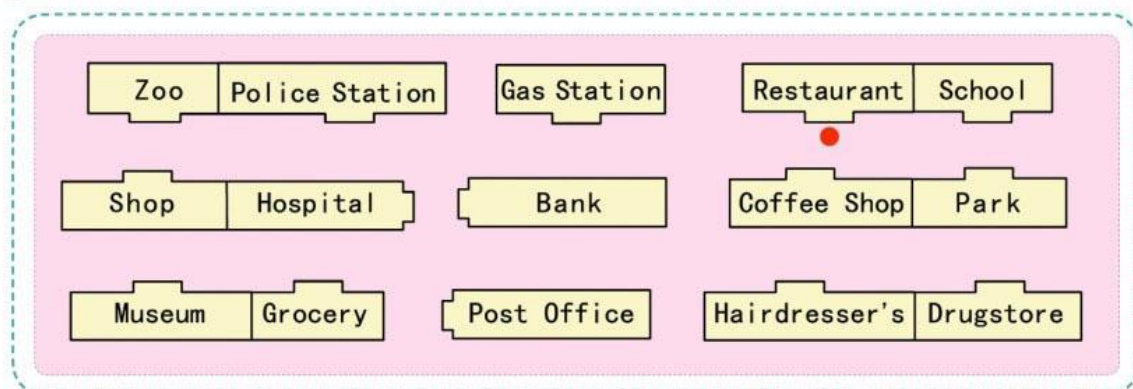


5 David is very upset. He calls Bob again. Bob gives him more directions.



6 David has finally arrived at the museum. But where is Bob? He calls him again.

B Draw the route.



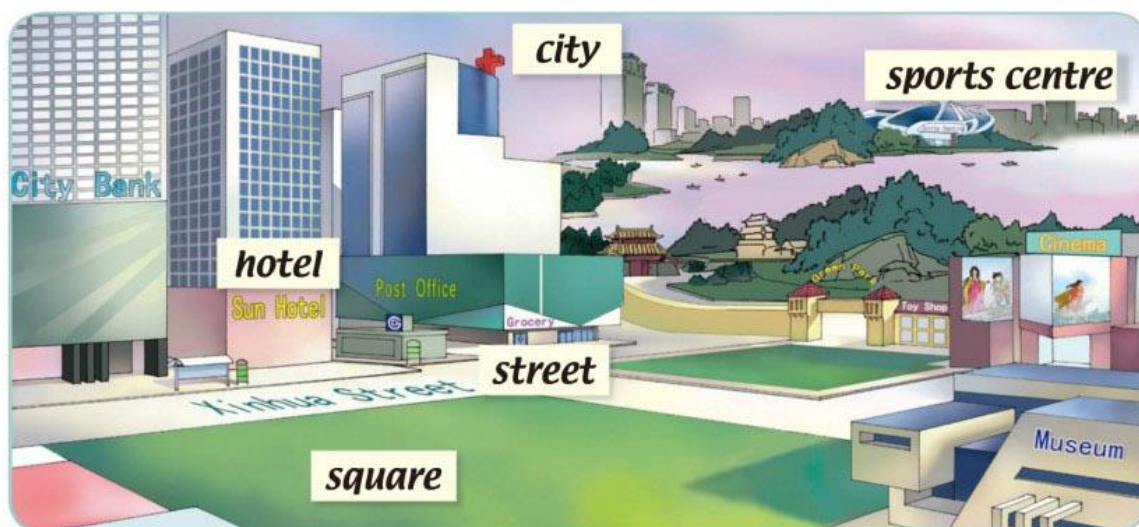
Unit 2 Cities





Lesson 1

A Look, listen and repeat. 



B Ask and answer. 



C Let's write.

There is a _____ in the city.

It's across from the _____.

There is a _____ in the city.

It's between a _____ and a _____.

Lesson 2

A Look, listen and repeat. 🎧



Girl: Excuse me. Where is the toy shop?
I want to **buy some toys**.

Bill: It's on Banana Street. There are a lot of interesting toys there.

Girl: **How can I get there?**

Bill: **You can take a bus.** The toy shop is between a cinema and a park.

Girl: Great! Then I can **see a film** and **go boating** too.

Bill: Wow! You'll have a busy day.

B Let's talk. 🎧

Excuse me. How can I get to the sports centre?

Thank you.



You can take the subway. The subway station is next to the hotel.

You're welcome.



C Let's write.

Excuse me. How can I get to the sports centre?

Lesson 3

A Read and fill in the chart.



This city is very interesting. There are many fun places to see and things to do. Come stay with us at Star Hotel! Our hotel is in the centre of the city.



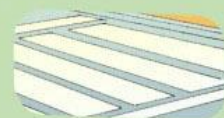
The sports centre is on King Street. You can play ball games and swim there. You can go there by subway. Go straight and turn left at the first crossroads. The subway station is on the right.



Central Square is on Hill Street. It is very beautiful. You can fly kites and take photos there. You can go there by bus. The bus stop is between the hotel and the bookshop.



City Museum is on Dream Street. You can see many interesting old things there. The museum is near the hotel. It is across from the subway station.



	location	transportation	activities
sports centre	King Street		
Central Square		by bus	
City Museum			see interesting old things

B Read again and write.

Where is the sports centre? _____

How can you get there from the hotel? _____

What can you do there? _____

Let's Spell

A Listen, point and repeat. 🎧



snow



window



yellow



boat



coat



goat

B Read aloud. Then listen and check. 🎧

snow bow blow low

boat load toad goal

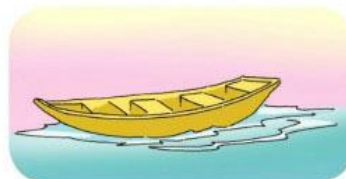
C Listen and write. 🎧

1. There is a _____ next to the _____.



2. Look at the _____ on the _____.

3. Where is my _____ _____?



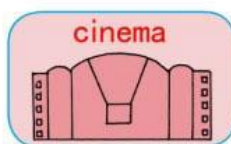
D Listen and repeat. 🎧

Outside my window,
I see a yellow boat.
I see a little toad,
And I see a big goat.



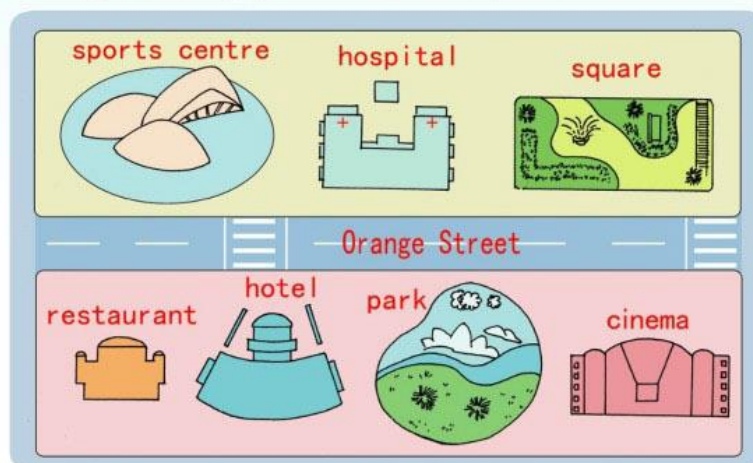
Let's Check

A Listen and match.



B Read and fill in the blanks.

Look, this is a map of my city. There are so many fun places in my city. There is a big _____. It is next to the hospital. I often play sports there. Can you find the _____? It is across from the cinema. Some people like to fly kites in it. The park is between the _____ and the _____. I often go boating with my parents in the park.



C Self-assessment.

Fun Time

A Good to know.



Bicycle City

Amsterdam is a bicycle city. There are more bicycles than cars. Many roads are only for bicycles.

Subway City



London has the biggest subway in the world. It has 270 stations. It is called the "London Underground". It is also very old, about 150 years old!



Walking City

Copenhagen is a great city for walking. There are no cars on many streets. Walking is safe and healthy there. People really like it!

B Let's make.



C Let's sing.

Story Time

A Let's read. 



1


OK, let's go to the cinema.

One day Country Mouse goes to the city to see his cousin, City Mouse. City Mouse meets him at the bus station. Country Mouse wants to see a film first.

How can we get there?

It's not far. We can go there on foot.

The two mice walk to the cinema, but there are too many people there.



2

Oh, there are so many people. We can't get any tickets.

Let's have some ice-cream.


How can we get to the supermarket?




3

We can take a bus.

Then they go to a supermarket for some ice-cream.



Country Mouse tries to cross the street by himself, but the street is busy.



Country Mouse does not like the city. He wants to go home.



Country Mouse gets back home. He is happy again.

B Put the sentences in order.

- () They want to go to the supermarket.
- () Country Mouse wants to see a film first.
- () Country Mouse wants to go home.
- () They walk to the cinema. There are a lot of people there.
- () City Mouse meets Country Mouse at the bus station.

Unit 3 Travel Plans





Lesson 1

A Look, listen and repeat. 



B Let's play. 




C Let's write.

We can _____ in Hangzhou.

We can _____ in Dunhuang.

Lesson 2

A Look, listen and repeat.



Mother: **Where do you want to go this summer vacation?**

Son: **I want to go to Sanya.**

Mother: **What do you want to do there?**

Son: **I want to swim in the sea and eat seafood.**

B Do a survey and report.

Where do you want to go this summer vacation, Bill?

What do you want to do there?



I want to go to Dunhuang with my parents.

I want to visit the Mogao Caves.

name	place	things to do
Bill	Dunhuang	visit the Mogao Caves



Bill wants to go to Dunhuang with his parents. They want to visit ...

C Let's write.

Where do you want to go?

What do you want to do there?

Lesson 3

A Read and match.

Today is my birthday. I want to travel. My mother wants to take me to Harbin by train. We can ski there. My father wants to take me to Sanya by plane. We can swim in the sea. My grandmother wants to take me to visit the Mogao Caves in Dunhuang. My grandfather wants to take me to Hangzhou. We can row a boat and ...

Ding! Ding! Ding! I hear my mother, "Get up, Zhou Ming!" Oh, it is a dream! Today is my birthday, but it is Monday. I have to go to school!



B Read again and write.

Zhou Ming has a nice dream. In the dream, his mother wants to _____ with him in Harbin. His father wants to _____ with him in Sanya. His _____ wants to _____ with him in Dunhuang. His _____.

Let's Spell

A Listen, point and repeat.



see



feet



feed



sea



eat



read

B Read aloud. Then listen and check.

feet beep deed cheek

eat beat leak neat

C Listen and write.

1. The girl wants to _____ the _____ fish.




2. A monkey likes to _____.



3. The shark sees two _____ in the _____.

D Listen and repeat.

I see the shark in the sea.
He likes to eat, eat, eat.
The shark in the sea sees me.
He wants some meat, meat, meat.



Let's Check

A Listen and choose.



Mike



Amy



Sue




1



a



2



3



b



c

B Read and write.

Dear Bob,

Hello from Hangzhou. Hangzhou is very beautiful. I am going to West Lake tomorrow morning. I want to row a boat and take many photos there. West Lake has lots of delicious food. I want to try it all!



Lots of love,
Mike

Mum, look! My friend Mike is in _____ now.
He wants to _____,
_____ there.

C Self-assessment.

Fun Time

A Good to know.

Volunteer Travel

You can travel and help people, too. You can go to a poor village to teach the children or you can clean the countryside. Have fun and help the world!



Space Travel

You can travel into space. You can only stay there for a few minutes, but it is a very special trip. Do you want to try?

Round the World Travel

Put on your backpack and see the world. How many countries will you go to? You will need one year or maybe two!



B Let's make.



C Let's sing.

Story Time

A Let's read. 

Where do you want to go this winter vacation?

OK! First stop, Beijing!

I want to go to China.



1

Min-jun and Ji-eun are from Korea. They love travelling.

Where do you want to go next?

I want to go to Kunming.



2

It is January. Min-jun and Ji-eun arrive in Beijing. They visit the Great Wall.

What do you want to do in Kunming?

I want to see the flowers.



3

Next they go to Kunming by train.

What do you want to do in Thailand?

I want to eat seafood.



4

They see the flowers in Kunming.



5

In spring, they go to Thailand by plane.



6 They eat seafood in Thailand.

Oh no. I'm wearing my T-shirt.
It's so cold! It's winter in
Australia now.

7 Finally, they go to
Australia in June.



8 Min-jun and Ji-eun
catch colds. They
want to go home!

B Put the sentences in order.

- () Min-jun and Ji-eun go to Thailand. Ji-eun wears a T-shirt.
- () Min-jun and Ji-eun go to Australia. Ji-eun wears a T-shirt.
- () Min-jun and Ji-eun go to Kunming. Ji-eun wears a sweater.
- () Min-jun and Ji-eun visit the Great Wall in China. Ji-eun wears a coat.

Revision 1

Let's Review

A Listen and match.



B Make a plan and talk.

Make a travel plan for your summer vacation and then find out who can go with you.



My Travel Plan for the Summer Vacation

Place to go: Hangzhou

Things to do: row a boat and take photos


Transportation: by train



Lele: May, where do you want to go this summer vacation?

May: I want to go to Sanya.

Lele: Oh, I can't go with you.



Lele: Tom, where do you want to go this summer vacation?

Tom: I want to go to Hangzhou.

Lele: Great. What do you want to do there?

Tom: I want to row a boat on West Lake and take photos.

Lele: How do you want to go?

Tom: By train.

Lele: Yeah! Let's go together!

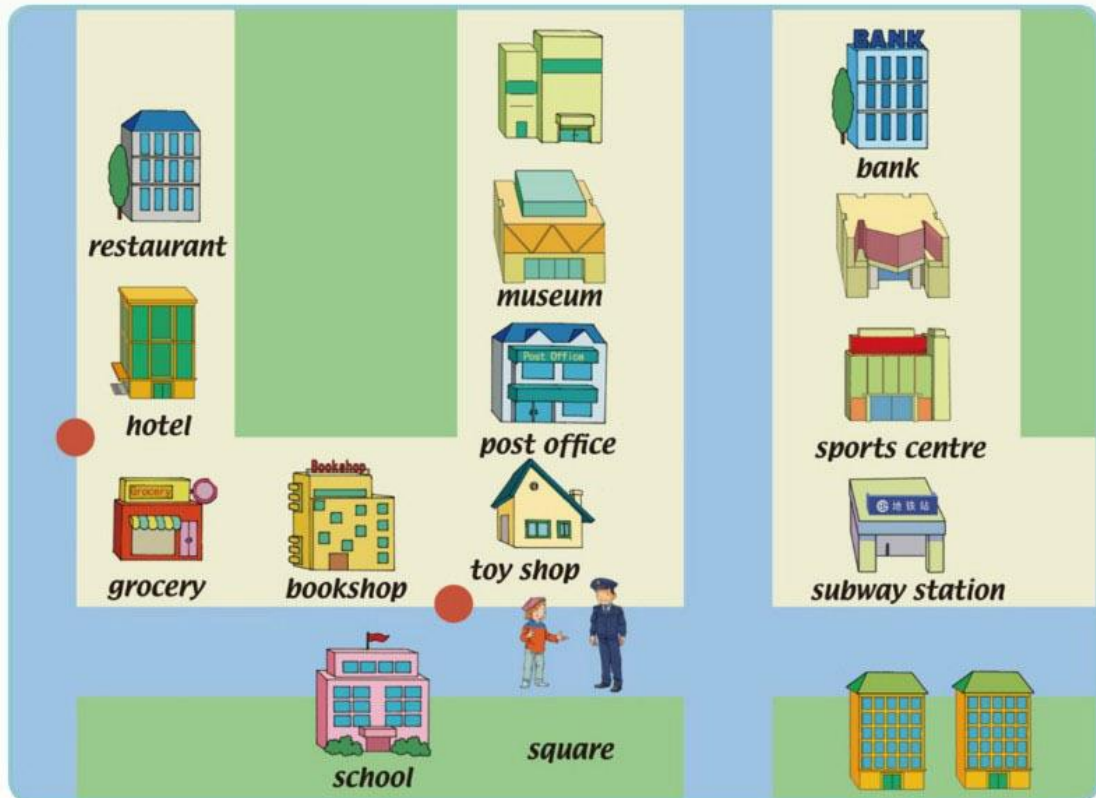
© Read, draw the route and write.

Ben is travelling in a new city. In the evening, he wants to see the film *Toys*. He asks a waiter in the hotel, "Where can I see *Toys*?" The waiter says, "You can take a bus from here and get off at the next stop."

Ben gets there, but he only sees a toy shop! He asks a policeman, "Excuse me. I want to see the film *Toys*. How can I get to the cinema?" The policeman says, "Turn left at the crossroads. It's on your right, between a sports centre and a bank."

1. Find the cinema on the map.
2. Draw Ben's route from his hotel to the cinema on the map.
3. Fill in the blank.

● bus stop




Ben: Excuse me. How can I get to the cinema?

Policeman: _____

Let's Spell

A Look, listen and number. 



B Listen and write. 



d _ _



p _ _ n



s _ _ p



l _ _ f



b _ _




ch _ _ k

© Let's make a word book.



**Copy the words.
Draw pictures if you can.**



**Put them together like this.
Now you have a word book.**

Story Time

A Let's read.

There will be a Halloween show next week. Joe, Alan and Yulin are preparing for it. They have different topics.

Are you preparing for the Halloween show?

Yes. My topic is holidays and festivals.



Alan goes to Joe's house to talk about their topics.

1

Are you going to do a show about dinosaurs?



Yes. My topic is animals. I'm very interested in dinosaurs.

What's Yulin going to do?



His topic is outer space. He's going to play a Martian.

Look! There he is!

What are you going to do, Spot?



Yulin has dressed himself and his dog Spot as well.

I'm going to play a cat from Mars.

What a good mask, Spot!

Spot is not dressed up like a dog, but like a cat from Mars.



Thank you!

Great shows, kids! Have some candy.



Thanks.

The three friends have a lot of fun. They get plenty of Halloween treats to share, too.

B Answer the questions.

1. What are Joe, Alan and Yulin preparing for?
2. What is Joe's topic? What is he interested in?
3. What is Alan's topic?
4. What is Yulin's topic?
5. What is Spot going to play?
6. If your school has a Halloween show, what topic will you choose?

Unit 4 Hobbies



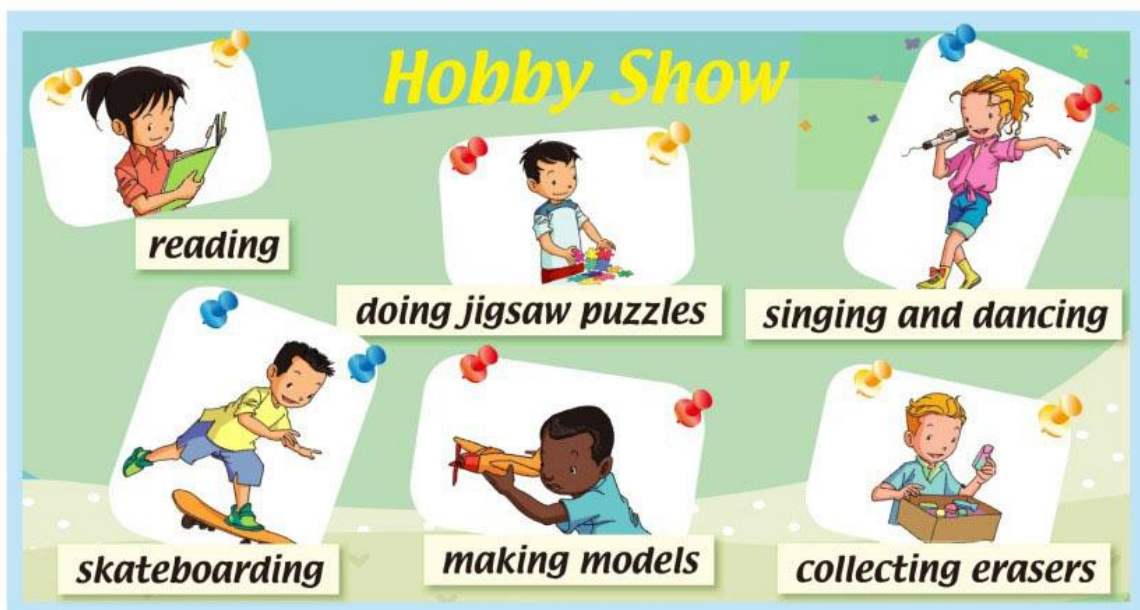


*I like skateboarding.
What are your hobbies?*


*I like singing
and dancing.*

Lesson 1

A Look, listen and repeat. 🎧



B Let's play. 🎧



C Let's write.

Different people have different hobbies.

I like _____ and _____.

Lesson 2

A Look, listen and repeat.



Girl: Good afternoon. I'm with School News. Can I ask you a question?

Bill: Sure.

Girl: **What are your hobbies?**

Bill: **I like doing jigsaw puzzles.**

Girl: What about you?

Mike: I like collecting erasers. I have many beautiful erasers.

B Do a survey and report.

What are your hobbies?

I like doing jigsaw puzzles.

I like singing and dancing. What about you?

name	drawing pictures	doing jigsaw puzzles	making models	singing	dancing	playing basketball
Joy				✓	✓	
Bill		✓				

Joy likes singing and dancing. I like doing jigsaw puzzles.




C Let's write.

What are your hobbies?

Lesson 3

A Read and write.

This is my family's hobby book. I like collecting stamps.  I have over 200 stamps. I also like skateboarding. I think it is very cool. My mother likes drawing. She is really good at it. My father likes fishing. He often goes fishing but never catches any fish. My cat likes eating fish. She often goes with my father, but she never gets any fish!



Hobby
Book

By Bob

Bob

1. collecting stamps
- 2.

Mother

B Read again and write.

Bob likes _____.

His mother likes _____.

His father likes _____.

His cat likes _____.

I like _____.

My _____.

Let's Spell

A Listen, point and repeat. 🎧



listening



running



king



sing



ring



song



long



ping-pong

B Read aloud. Then listen and check. 🎧

king wing going strong wrong

C Listen and write. 🎧

1. I like _____.



2. The bird has _____.


3. _____ is easier than _____.



Fly!


D Listen and repeat. 🎧

My mother likes singing,
Singing happy songs.
My father likes reading,
Reading books all day long.
But I like running
And playing ping-pong!



Let's Check

A Listen and match.



B Read and write.

My name is Sandy. Mark and Mary are my friends. We have different hobbies. I like skateboarding. I go to a skateboarding club every week. Mark likes making models. He often makes model planes with his father. Mary likes reading books. She often reads children's stories.

name: _____

hobby: _____

name: _____

hobby: _____

name: _____

hobby: _____

C Self-assessment.

Fun Time

A Good to know. 🎧



I like playing the guitar. I play music with my friends after school. We want to be famous music stars in the future!

I like acting. I always act in our school plays. It is difficult, but it is really fun. I want to act on TV, too!





My hobby is very special. I collect spiders! I have 30 spiders in my home. Some are dangerous, so I am very careful. Do you want to play with them?

My hobby is riding my unicycle. It is not easy to ride a unicycle. I have practised a long time. Now, I can ride very fast. It is fun!




B Let's make.



C Let's sing. 🎧

Story Time

A Let's read. 🎧



Hi! I am Bill. I have many hobbies. I like playing football. Lucky likes it, too.



I also like painting. Lucky likes painting, but he is not good at it. He is very messy!



Lucky and I like singing, too. I can sing songs in English and Chinese. Lucky sings in Dog!



I like collecting stickers. I have a big collection now. They are very interesting.



*Where are my stickers?
And where is Lucky?*



*There is Lucky. But
where is he going?*



*There he is! Look! He has all
my stickers.*



*Oh, I see. Lucky likes
collecting stickers, too!*

B Put the sentences in order.

- () Lucky has many stickers.
- () Bill and Lucky both like playing football.
- () Bill likes collecting stickers.
- () Lucky likes painting, but he is not good at it.
- () Bill can't find his stickers or Lucky.
- () Bill and Lucky are looking at the stickers.
- () Bill and Lucky like singing.

Unit 5 Free Time

How often do you go camping?

I go camping once a month.






Lesson 1

A Look, listen and repeat. 🎧



B Ask and answer. 🎧



C Let's write.

What do you do in your free time?

I often _____.

Lesson 2

A Look, listen and repeat.



Mike: Lily, what are you going to do tomorrow?

Lily: I'm going skating.

Mike: **How often do you go skating?**

Lily: **I go skating twice a week.**

What do you do in your free time?

Mike: I often read books.

B Do a survey.

How often do you play the violin?



I play the violin every day.

name	play the violin	go skating	do the housework	go for a picnic	go camping
Joy	<div><div></div><div></div><div></div><div></div><div></div><div></div><div></div><div></div></div>				




every day




never



once a week



twice a week



three times a week

C Let's write.

How often do you play the violin?

Lesson 3

A Read and fill in the blanks.



Hello! I'm new in this school. My name is Jin Jing. I am good at dancing. I go to a dance club once a week. Do you want to dance with me?



Hi! I'm Alex. I come from Canada. I love skating and reading. My friends and I go skating twice a week. Who wants to be my friend?



Hello! My name is Tina. My favourite hobby is reading. I have many storybooks. I am good at English, so I often read English stories. Who wants to be my reading friend?



Hello! My name is Amanda. I am good at street dancing. Now I want to learn Chinese dancing. Who can teach me?

Who are going to be friends?

_____ and _____. They both like _____.

_____ and _____. They both like _____.

B Read again and write.

How often does Jin Jing go to the dance club?

She goes to the dance club _____.

How often does Alex go skating?

He goes skating _____.

I like _____. I _____.

Let's Spell

A Listen, point and repeat.



zoo



food



room



book



cook



good

B Read aloud. Then listen and check.

zoo moon loop pool

book foot hook cookie

C Listen and write.

1. Look at the _____ in the _____.



2. It is _____ in the _____.

3. Don't play _____ in the _____.



D Listen and repeat.

On this cool afternoon,
Why not go to the zoo?
We can see the tiger eat its food,
And look at the kangaroo.



Let's Check

A Listen and match.



A ☐ ☐ ☐ ☐ ☐ ☐ ☐ ☐



B ☐ ☐ ☐ ☐ ☐ ☐ ☐ ☐



C ☐ ☐ ☐ ☐ ☐ ☐ ☐ ☐



D ☐ ☐ ☐ ☐ ☐ ☐ ☐ ☐

B Read, write and draw.

I am Kevin. My friends and I enjoy our free time. I go to a science club once a week. It is interesting. Bob goes skating twice a week. It is cool. Alice learns to dance three times a week. She dances well. Every Saturday we all go for a picnic with our parents. It is really fun.

1. _____ goes to a science club _____. ☐ ☐ ☐ ☐ ☐ ☐ ☐ ☐

2. _____ goes skating _____. ☐ ☐ ☐ ☐ ☐ ☐ ☐ ☐

3. _____ learns to dance _____. ☐ ☐ ☐ ☐ ☐ ☐ ☐ ☐

4. _____ go for a picnic _____. ☐ ☐ ☐ ☐ ☐ ☐ ☐ ☐

C Self-assessment.

Fun Time

A Good to know.



Would you like to have a pet? You can learn how to take care of it. You can feed it and play with it every day. You will have a lot of fun together.

Learning to cook is fun. You can learn from the TV or from your parents. You can help your mother or father to cook dinner.



Gardening is a healthy hobby. You can grow beautiful flowers and delicious vegetables. You can learn about the weather and seasons, too.



Would you like to learn to knit? You can make a hat for your father or a scarf for your mother. It is fun.

B Let's make.




C Let's sing.

Story Time

A Let's read. 





B Think and fill in the chart.

Can you help Lu Qi make an exercise plan?




activity	football	ping-pong	dancing	
how often				

Unit 6 Countries



Where are you from?

I'm from the UK.



Where are you from?

I'm from Canada.

Lesson 1

A Look, listen and repeat. 



B Let's role-play. 




C Let's write.

I am Edward. I am from _____.

Edward,
Canada

Lesson 2

A Look, listen and repeat.



Binbin: Hello! My name is Binbin. I'm from China. **Where are you from?**

Tom: **I'm from the UK.** My name is Tom. I like drawing and making models. What are your hobbies?

Binbin: I like taking photos.

Tom: You can visit Big Ben in my country and take photos there.

B Let's role-play.

Where are you from?



the USA,
Disneyland



I'm from the
USA. You can visit
Disneyland in my
country.


see koalas



visit Big Ben



visit the Great Wall



see maple leaves



visit Disneyland

C Let's write.

I am from Australia.


You can

Australia,
koalas

Lesson 3

A Read and match.

Dear Mum,

I'm writing to you by the light of the campfire.  I have some new friends here. They are Cindy, Edward and Tom.

Cindy is a pretty girl. She is from Australia. She likes swimming. There are cute koalas in her country.

Edward is from Canada. He likes collecting maple leaves. They are beautiful.

Tom is from the UK. He likes making models. He has a big model of Big Ben. It's great!

I really want to go to all these countries!

Love,
Binbin



Cindy



Edward



Tom



B Read again and write.

Cindy is from _____. You can _____ in her country.

Edward is from _____. You can _____ in his country.

Tom is from _____. You can _____ in his country.

Let's Spell

A Listen, point and repeat.



fly



sky



my



happy



hobby



candy

B Read aloud. Then listen and check.

my fly spy sly

candy pity happy funny

C Listen and write.

1. I have a _____.



2. I can see _____ kite in the _____.



3. The rat's _____ is _____.

D Listen and repeat.

Mary likes to fly in a plane.
She likes to fly so high.
She likes to eat candy on the plane.
She is happy in the sky.



Let's Check

A Listen and match.

Alex



Ted



Kitty



John



B Read and write.

I have some new friends. Peter is tall. He likes skateboarding. He is from the UK. You can visit Big Ben in his country. Grace likes reading. She is from Australia. She has many books about koalas. Frank likes swimming. He is from the USA. Disneyland is a good place to visit there. Sally likes playing the violin. She is from Canada. You can see beautiful maple leaves there.

name: Peter

hobby: _____

country: _____

interesting
thing: _____

name: _____

hobby: reading

country: _____

interesting
thing: _____

name: _____

hobby: swimming

country: _____

interesting
thing: _____

name: Sally

hobby: _____

country: _____

interesting
thing: _____

C Self-assessment.

Fun Time

A Good to know.



If you go to Canada, you can see beavers and maple leaves. Beavers are lovely and maple leaves are beautiful. People there love playing winter sports.

If you go to the UK, you can visit Big Ben. It is the name of a very big clock. It is over 150 years old. On New Year's Eve people get together around Big Ben.




If you go to the USA, you can visit Disneyland. You can go on rides and you can see Snow White. If you are hungry, you can have lunch with Mickey Mouse!

If you go to Australia, you can see koalas. Koalas sleep and rest almost 20 hours a day. They sleep during the day, but at night they get up and eat leaves.



B Let's make.



C Let's sing.

Story Time

A Let's read. 🎧



One day Angel comes to a big house.

In a big room, Angel sees a smiling panda.




Then Angel sees a model of Big Ben.



Angel sees a toy koala in a bedroom.





B Put the sentences in order.

- () Angel sees a big panda from China.
- () Angel sees Mickey Mouse from the USA.
- () Angel sees a brown beaver from Canada.
- () Angel sees a toy koala from Australia.
- () Angel sees a maple leaf from Canada.
- () Angel sees a model of Big Ben from the UK.

Revision 2

Let's Review

A Listen and match.



Lin Tao


Lanlan

Jiajia

Lucas

Kevin

Irene



B Play and talk.



I'm Bill. I'm from China. You can visit the Great Wall in my country.

Name: Bill

Country:



Interesting

thing:



Name: Tom

Country:



Interesting

thing:



Name: Cindy

Country:



Interesting

thing:



Name: Edward

Country:



Interesting

thing:



Name: Nick

Country:



Interesting

thing:



Name: Jiajia

Country:



Interesting

thing:



Read and write.

Dear campers,

Thank you for joining our summer camp. We're planning some activities for you. Please answer the following questions by email.

1. What are your hobbies?
2. How often do you do them?

Please write down your names and where you are from.

Thank you!

Ms James

Read some campers' answers and help Ms James fill out the form.

I am Dick from the USA. I read books every day. I also like visiting museums. I go to the museums in my city once a week.
Can I visit a museum there?

I am Phil from the UK. I like playing chess. I play it twice a week.
I want to play chess with other campers.

I am Jojo from Australia. I like travelling. I go travelling with my parents twice a year. I hope I can travel around your city.

name	from	hobbies	how often
Dick		reading books visiting museums	
	the UK		twice a week
Jojo		travelling	

Please write your reply.

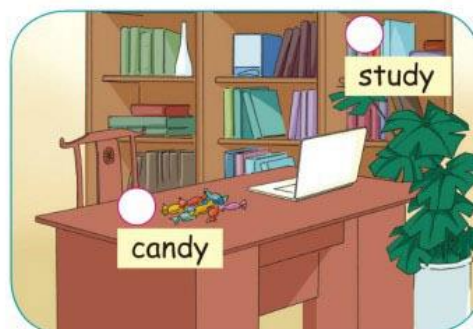


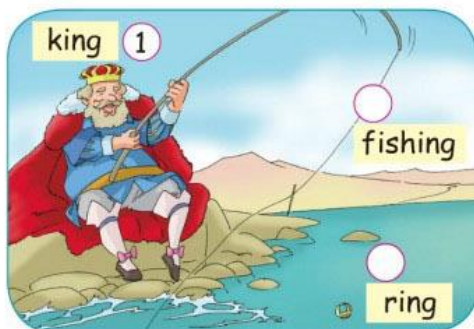
I am _____ from _____.

I like _____.

I _____.

Let's Spell

A Look, listen and number.



B Listen and write.



wi _ _



jell _



stro _ _



cr _



m _ _ n




w _ _ ds

© Let's make a word book.



**Copy the words.
Draw pictures if you can.**



**Put them together like this.
Now you have a word book.**


Story Time

A Let's read. 🎧



Hi! Welcome to our club's website. I'm Mary, and this is John. We like to go to the Saturday Morning Club at the museum because it is fun.





B Put the sentences in order.

- () Mary is in her favourite room. She thinks the mummies are scary.
- () Mary and John see a 15-foot-tall totem pole.
- () Mary is trying on a knight's armour.
- () They come to John's favourite room — the dinosaur hall.
- () Mary and John walk through the spooky bat cave.

附录一 歌曲

Unit 1

Fun time, C

*Excuse me. Can you please
help me?*

How can I get to the bank?

Go straight. Turn right.

It's on your left.

*That's how you get to the
bank!*

*Excuse me. Can you please
help me?*

How can I get to the grocery?

Go straight. Turn left.

It's on your right.

*That's how you get to the
grocery!*

*Excuse me. Can you please
help me?*

*How can I get to the post
office?*

I'm sorry. I'm sorry.

I cannot help you.

*I've never been to the post
office.*

Unit 2

Fun time, C

I want to see a film.

*Do you want to see one,
too?*

*The cinema is on King
Street.*

I want to go with you.

I want to buy some toys.

*Do you want to buy some,
too?*

*The toy shop is on King
Street.*

I want to go with you.

I want to row a boat.

*Do you want to do that,
too?*

*The park is on King
Street.*

I want to go with you.

Unit 3

Fun time, C

*I want to visit the Great
Wall,
I want some Beijing duck,
I want to take some
photos,
So let's go to Beijing.*

*I want to eat some
seafood,
I want to swim in the sea,
I want to see the sunrise,
So let's go to Sanya.*

Unit 4

Fun time, C

*I like listening to music
and,
I like playing computer
games.
These are my favourite
hobbies.
Are they your hobbies, too?*

I like reading stories and,

*I like collecting stamps.
These are my favourite
hobbies.*

Are they your hobbies, too?

Unit 5

Fun time, C

*I go to bed once a day.
I brush my teeth twice a
day.
I eat food three times a
day.
I do my homework every
day.*

*I go skating once a week.
I play the violin twice a
week.*

*I go to school five times a
week.
I do the housework every
week.*

Unit 6

Fun time, C

*Hello, my friend! Where are
you from?
Oh, I am from the city of
Beijing.*

***What is Beijing famous for?
It's famous for the Great
Wall.***

***Hello, my friend! Where are
you from?***

***Oh, I am from the city of
London.***

***What is London famous for?
It's famous for Big Ben.***

***Hello, my friend! Where are
you from?***

***Oh, I am from the city of
Sydney.***

***What is Sydney famous for?
It's famous for the Opera
House.***

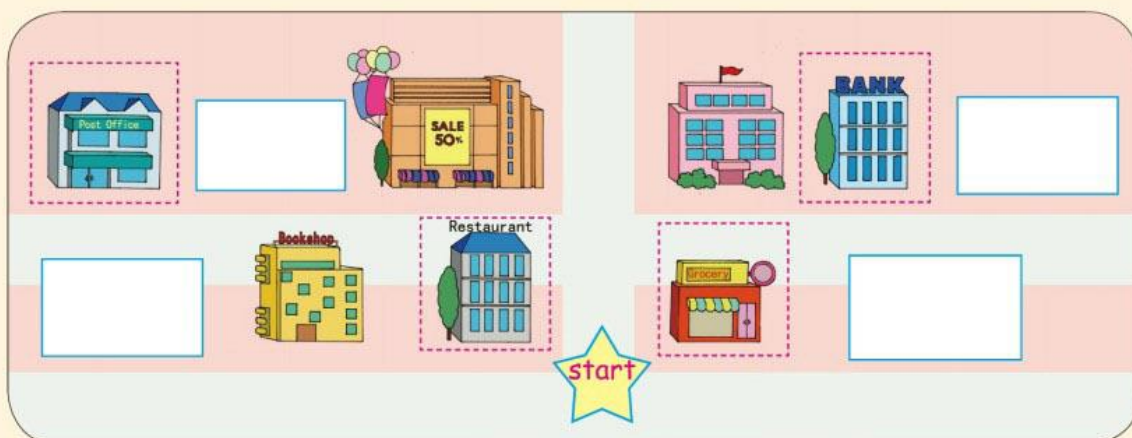
第4页B项活动用图：



附录二 自我评价表


Unit 1

1. 我能用英语说出以下场所 的名称以及它们的位置，能认读相应词语，并会默写其中部分词语。
2. 我能选择一个地点 ，为自己盖一所小房子，并描述从起点到我家的路径。

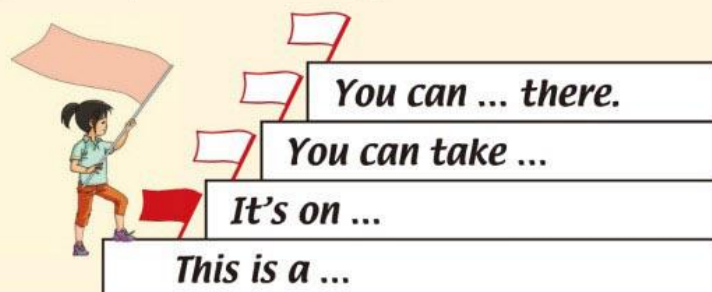


Unit 2

1. 我能用英语说出以下场所的名称，能认读相应词语，并会默写其中部分词语。



2. 我能用更多的语句描述上述场所。




Unit 3

1. 我能用英语说出以下景点名称，能认读相应词语，并会默写其中部分词语。



2. 我能用 ***I want to ...*** 表达自己想在这景点做的事情。



Unit 4

1. 我能用英语说出以下爱好，能认读相应词语，并会默写其中部分词语。



2. 我能用 ***What are your hobbies? I like ...*** 与同伴交流各自的爱好。

Unit 5

1. 我能用英语说出以下活动的名称，能认读相应词语，并会默写其中部分词语。
2. 我能用 ***I ... every day / once a week / twice a week / three times a week.*** 描述自己做某件事的频率。











Unit 6

1. 我能用英语说出以下国家名称，能认读相应词语，并会默写其中部分词语。



2. 我能用 ***I am from ... You can ... in my country.*** 表演来自不同国家的人物，并介绍在这些国家可以做的事情。



附录三 单元词汇表

(注: 红色词为每单元的重点词汇; 绿色词为每单元复现的1-4册中出现过的、与本单元话题相关的词汇)

Unit 1

across from	在对面 (4)
next to	紧邻 (4)
between	在……之间 (4)
restaurant	餐馆 (4)
post office	邮局 (4)
bank	银行 (4)
grocery	食品杂货店 (4)
turn left	向左转 (5)
turn right	向右转 (5)
go straight	直行 (5)
crossroads	十字路口 (5)
neighbourhood	街坊; 附近 (5)
send	寄; 发送 (6)
get	得到 (6)
money	钱 (6)
get to	到达 (6)
before	在……之前 (6)
leave	离开 (6)
toy	玩具 (6)
hospital	医院
bookshop	书店
school	学校
supermarket	超市
ball	球

Unit 2

city	城市 (14)
street	街道 (14)
sports centre	体育中心 (14)
hotel	宾馆 (14)
square	广场 (14)
buy toys	买玩具 (15)
see a film	看电影 (15)
go boating	去划船 (15)
busy	忙碌的 (15)
station	(车) 站 (15)
place	地方 (16)
thing	事; 事物 (16)
stay	停留 (16)
star	星 (16)
king	国王 (16)
central	中心的 (16)
take photos	照相 (16)
museum	博物馆 (16)
dream	梦 (16)

Unit 3

sea	海 (24)
ski	滑雪 (24)
eat seafood	吃海鲜 (24)

visit the Mogao Caves

参观莫高窟 (24)

West Lake 西湖 (24)

row a boat 划船 (24)

the Great Wall 长城 (24)

take photos 照相 (24)

summer vacation

暑假 (25)

travel 旅游 (26)

Unit 4

reading 读书 (40)

skateboarding
玩滑板 (40)

singing 唱歌 (40)

dancing 跳 (40)

doing jigsaw puzzles
拼拼图 (40)

making models
制作模型 (40)

collecting erasers
收集橡皮 (40)

different 不同的 (40)

hobby 爱好 (41)

stamp 邮票 (42)

catch 抓住 (42)

Unit 5

go for a picnic
去野餐 (50)

play the violin

拉小提琴 (50)

go skating 去滑冰 (50)

go camping 去野营 (50)

do the housework
做家务 (50)

free 空闲的 (50)

never 从不 (51)

once a week
一周一次 (51)

twice a week
一周两次 (51)

three times a week
一周三次 (51)

Unit 6

Canada 加拿大 (60)

Australia 澳大利亚 (60)

the UK 英国 (60)

the USA 美国 (60)

China 中国 (60)

koala 考拉 (61)

maple leaves 枫叶 (61)

Big Ben 大本钟 (61)

Disneyland
迪斯尼乐园 (61)

campfire 篝火 (62)

cute 可爱的 (62)

country 国家 (62)

pretty 漂亮的

附录四 总词汇表

(注: 红色词为本册的重点词汇; 绿色词为本册复现的1-4册中出现过的、与本册话题相关的词汇)

A

across from 在对面 (4)
Australia 澳大利亚 (60)

B

ball 球
bank 银行 (4)
before 在……之前 (6)
between 在……之间 (4)
Big Ben 大本钟 (61)
bookshop 书店
busy 忙碌的 (15)
buy toys 买玩具 (15)

C

campfire 篝火 (62)
Canada 加拿大 (60)
catch 抓住 (42)
central 中心的 (16)
China 中国 (60)
city 城市 (14)
collecting erasers
收集橡皮 (40)
country 国家 (62)

crossroads 十字路口 (5)

cute 可爱的 (62)

D

dancing 跳舞 (40)
different 不同的 (40)
Disneyland 迪斯尼乐园 (61)
do the housework 做家务 (50)
doing jigsaw puzzles 拼拼图 (40)
dream 梦 (16)

E

eat seafood 吃海鲜 (24)

F

free 空闲的 (50)

G

get 得到 (6)
get to 到达 (6)
go boating 划船 (15)
go camping 去野营 (50)

go for a picnic

去野餐 (50)

go skating 去滑冰 (50)

go straight 直行 (5)

grocery 食品杂货店 (4)

H

hobby 爱好 (40)

hospital 医院

hotel 宾馆 (14)

K

king 国王 (16)

koala 考拉 (61)

L

leave 离开 (6)

M

making models

制作模型 (40)

maple leaves 枫叶 (61)

money 钱 (6)

museum 博物馆 (16)

N

neighbourhood

街坊; 附近 (5)

never 从不 (51)

next to 紧邻 (4)

O

once a week

一周一次 (51)

P

place 地方 (16)

play the violin

拉小提琴 (50)

post office 邮局 (4)

pretty 漂亮的

R

reading 读书 (40)

restaurant 餐馆 (4)

row a boat 去划船 (24)

S

school 学校

sea 海 (24)

see a film 看电影 (15)

send 寄; 发送 (6)

singing 唱歌 (40)

skateboarding

玩滑板 (40)

ski 滑雪 (24)

sports centre

体育中心 (14)

square 广场 (14)

stamp 邮票 (42)

station (车) 站 (15)

star 星 (16)

stay 停留 (16)

street 街道 (14)

summer vacation
暑假 (25)

supermarket 超市

T

take photos 照相 (24)

the Great Wall 长城 (24)

the UK 英国 (60)

the USA 美国 (60)

thing 事; 事物 (16)

three times a week

一周三次 (51)

toy 玩具 (6)

travel 旅游 (26)

turn left 向左转 (5)

turn right 向右转 (5)

twice a week
一周两次 (51)

V

visit the Mogao Caves

参观莫高窟 (24)

W

West Lake 西湖 (24)

后 记

本册教科书是人民教育出版社课程教材研究所英语课程教材研究开发中心依据教育部《义务教育英语课程标准》（2011年版）与加拿大灵通教育有限公司合作编写的，经国家基础教育课程教材专家工作委员会2013年审查通过。北京市海淀区教师进修学校对本册教科书的修订提供了全方位的支持。

本册教科书集中反映了基础教育教科书研究与实验的成果，凝聚了参与课改实验的教育专家、学科专家、教研人员以及一线教师的集体智慧。我们感谢所有对本册教科书的编写、出版提供过帮助与支持的同仁和社会各界朋友，以及整体设计艺术指导吕敬人等。我们还要特别感谢原教科书主要编写人员龚亚夫、马淑英、王晓东、柳小玲、吴雅静、李静、谢乃莹、梁丽霞、David Booth、Sandra Purchase，以及Suzanne Robare。马淑英、张海翔、刘莹（北京石油学院附属小学）和王微在本册教科书修订过程中也参与了讨论，在此一并表示感谢。

本册教科书出版之前，我们通过多种渠道与教科书选用作品（包括照片、画作）的作者进行了联系，得到了他们的大力支持。对此，我们表示衷心的感谢！但仍有部分作者未能取得联系，恳请入选作品的作者与我们联系，以便支付稿酬。

我们真诚地希望广大教师、学生及家长在使用本册教科书的过程中提出宝贵意见，并将这些意见和建议及时反馈给我们。让我们携起手来，共同完成义务教育教材建设工作！

联系方式

电 话：010-58758866

电子邮箱：jcfk@pep.com.cn

人民教育出版社 课程教材研究所
英语课程教材研究开发中心
2013年5月



YIWU JIAOYU JIAOKESHU
YINGYU

英语

四年级 下册



绿色印刷产品

ISBN 978-7-107-29067-1



9 787107 290671 >